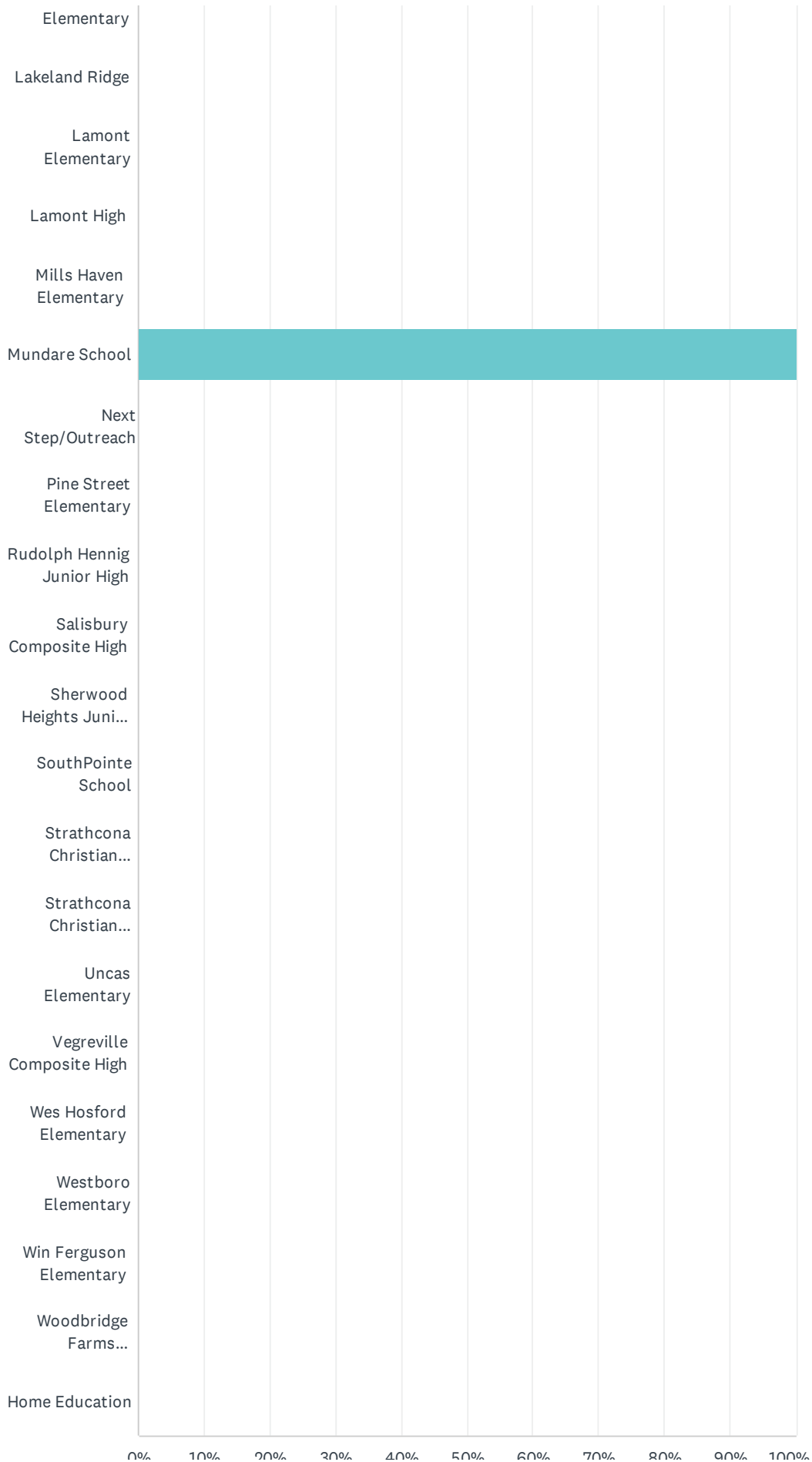


EIPS Parent Survey 2021-22



EIPS Parent Survey 2021-22

0% 10% 20% 30% 40% 50% 60% 70% 80% 90% 100%

EIPS Parent Survey 2021-22

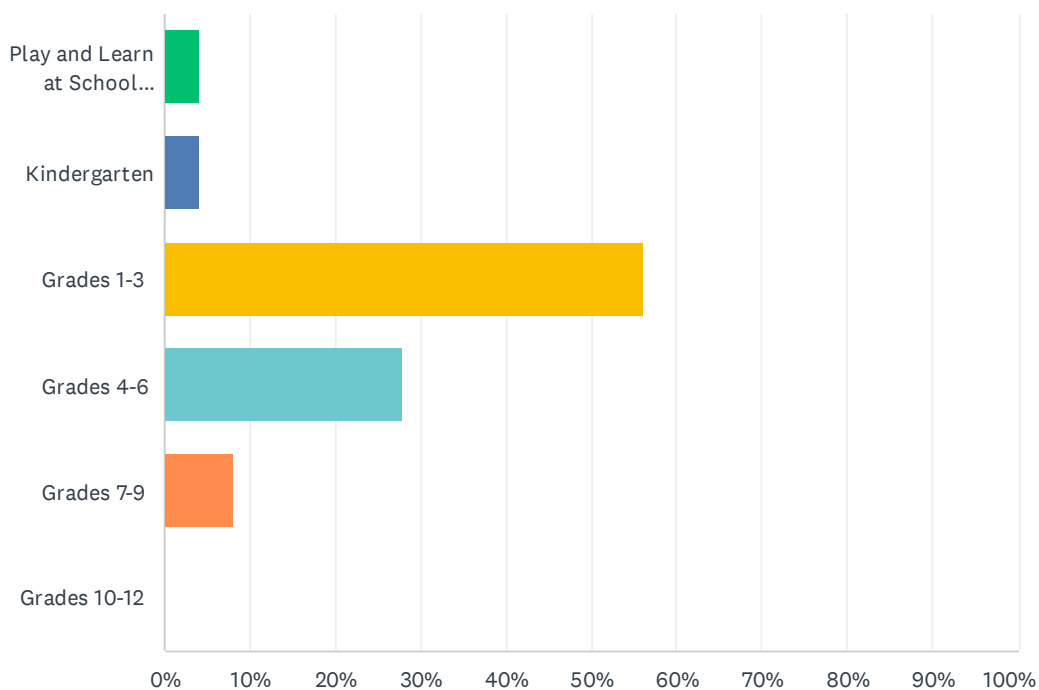
ANSWER CHOICES	RESPONSES	
A.L. Horton Elementary	0.00%	0
Andrew School	0.00%	0
Ardrossan Elementary	0.00%	0
Ardrossan Junior Senior High	0.00%	0
Bev Facey Community High	0.00%	0
Brentwood Elementary	0.00%	0
Bruderheim School	0.00%	0
Clover Bar Junior High	0.00%	0
Davidson Creek Elementary	0.00%	0
École Campbelltown	0.00%	0
École Parc Élémentaire	0.00%	0
F.R. Haythorne Junior High	0.00%	0
Fort Saskatchewan Christian	0.00%	0
Fort Saskatchewan Elementary	0.00%	0
Fort Saskatchewan High	0.00%	0
Fultonvale Elementary Junior High	0.00%	0
Glen Allan Elementary	0.00%	0
Heritage Hills Elementary	0.00%	0
James Mowat Elementary	0.00%	0
Lakeland Ridge	0.00%	0
Lamont Elementary	0.00%	0
Lamont High	0.00%	0
Mills Haven Elementary	0.00%	0
Mundare School	100.00%	25
Next Step/Outreach	0.00%	0
Pine Street Elementary	0.00%	0
Rudolph Hennig Junior High	0.00%	0
Salisbury Composite High	0.00%	0
Sherwood Heights Junior High	0.00%	0
SouthPointe School	0.00%	0
Strathcona Christian Academy Elementary	0.00%	0
Strathcona Christian Academy Secondary	0.00%	0

EIPS Parent Survey 2021-22

Uncas Elementary	0.00%	0
Vegreville Composite High	0.00%	0
Wes Hosford Elementary	0.00%	0
Westboro Elementary	0.00%	0
Win Ferguson Elementary	0.00%	0
Woodbridge Farms Elementary	0.00%	0
Home Education	0.00%	0
TOTAL		25

Q2 What grade is your child currently in?

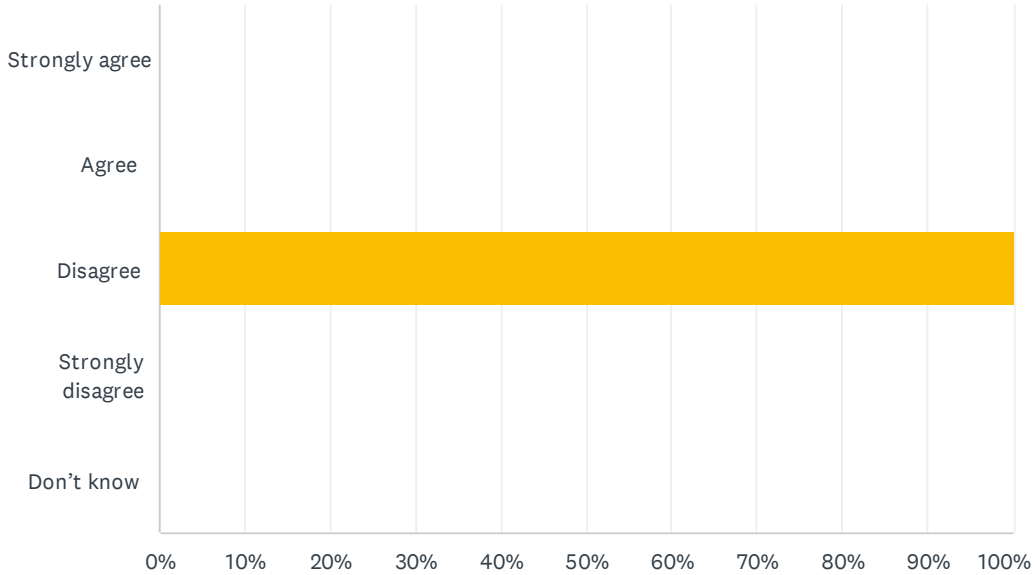
Answered: 25 Skipped: 0



ANSWER CHOICES	RESPONSES	
Play and Learn at School (PALS)	4.00%	1
Kindergarten	4.00%	1
Grades 1-3	56.00%	14
Grades 4-6	28.00%	7
Grades 7-9	8.00%	2
Grades 10-12	0.00%	0
TOTAL		25

Q3 As a result of being in the Play and Learn at School (PALS) program, my child's demonstrating growth in their development.

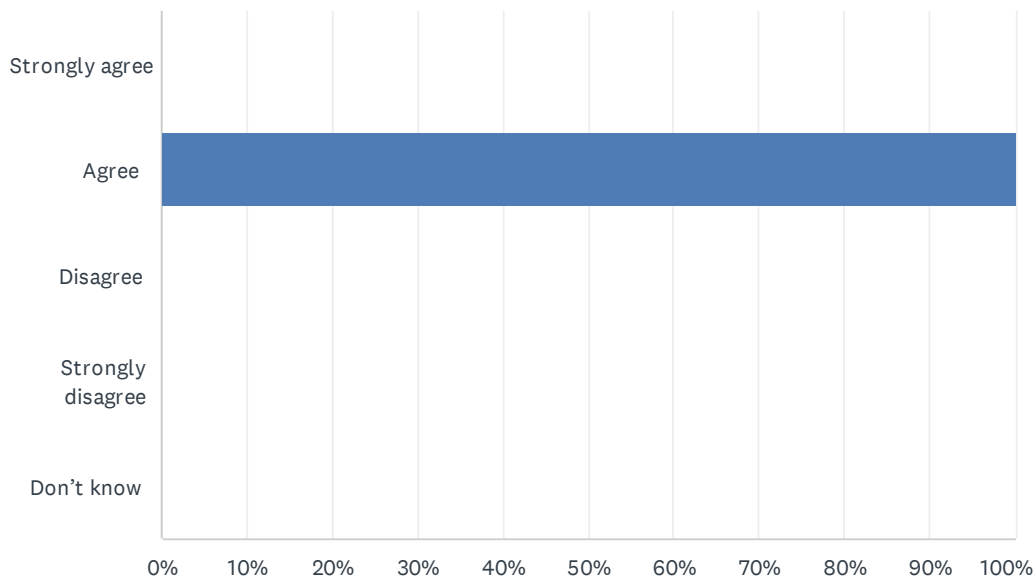
Answered: 1 Skipped: 24



ANSWER CHOICES	RESPONSES
Strongly agree	0.00% 0
Agree	0.00% 0
Disagree	100.00% 1
Strongly disagree	0.00% 0
Don't know	0.00% 0
TOTAL	1

Q4 As a result of being in the Kindergarten program, my child's becoming ready to enter Grade 1.

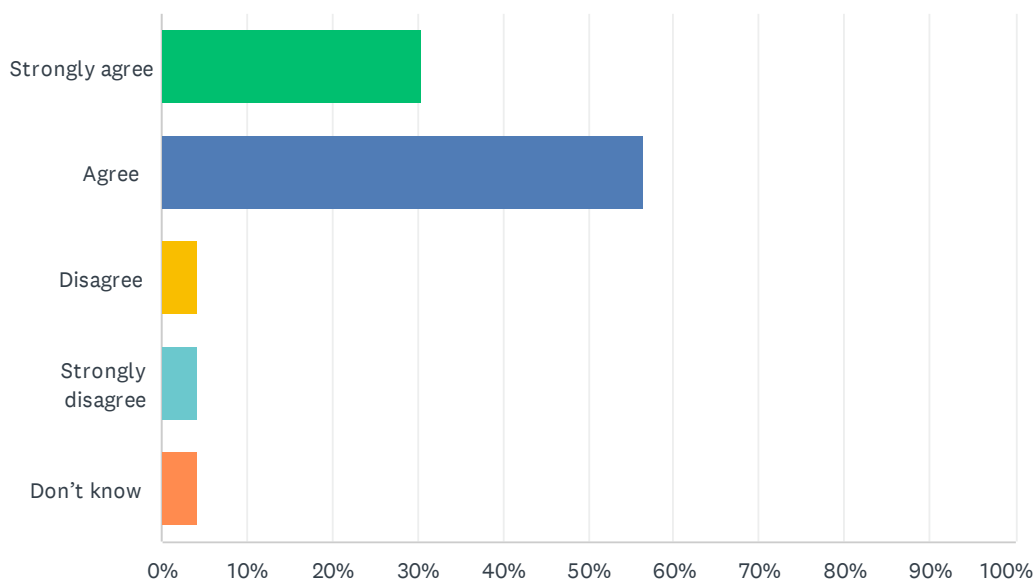
Answered: 1 Skipped: 24



ANSWER CHOICES	RESPONSES	
Strongly agree	0.00%	0
Agree	100.00%	1
Disagree	0.00%	0
Strongly disagree	0.00%	0
Don't know	0.00%	0
TOTAL		1

Q5 My child's individual needs are met.

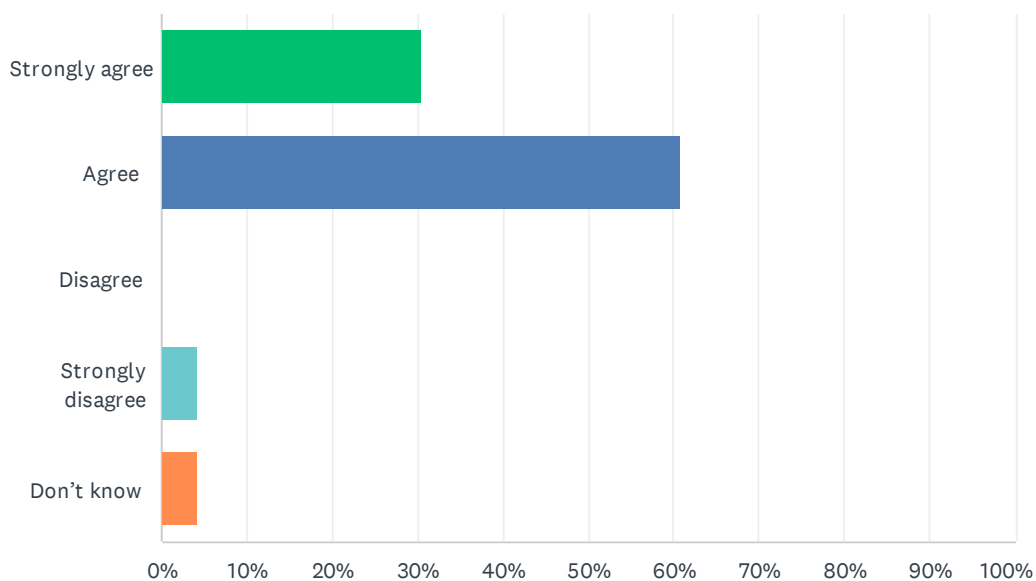
Answered: 23 Skipped: 2



ANSWER CHOICES	RESPONSES	
Strongly agree	30.43%	7
Agree	56.52%	13
Disagree	4.35%	1
Strongly disagree	4.35%	1
Don't know	4.35%	1
TOTAL		23

Q6 My child's encouraged to do their best.

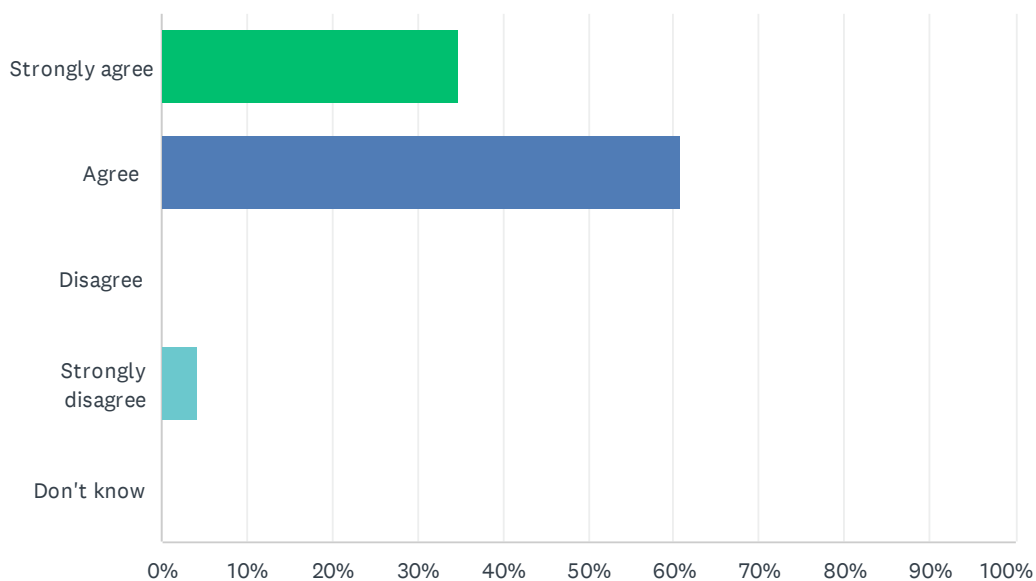
Answered: 23 Skipped: 2



ANSWER CHOICES	RESPONSES	
Strongly agree	30.43%	7
Agree	60.87%	14
Disagree	0.00%	0
Strongly disagree	4.35%	1
Don't know	4.35%	1
TOTAL		23

Q7 My child's demonstrating growth in literacy.

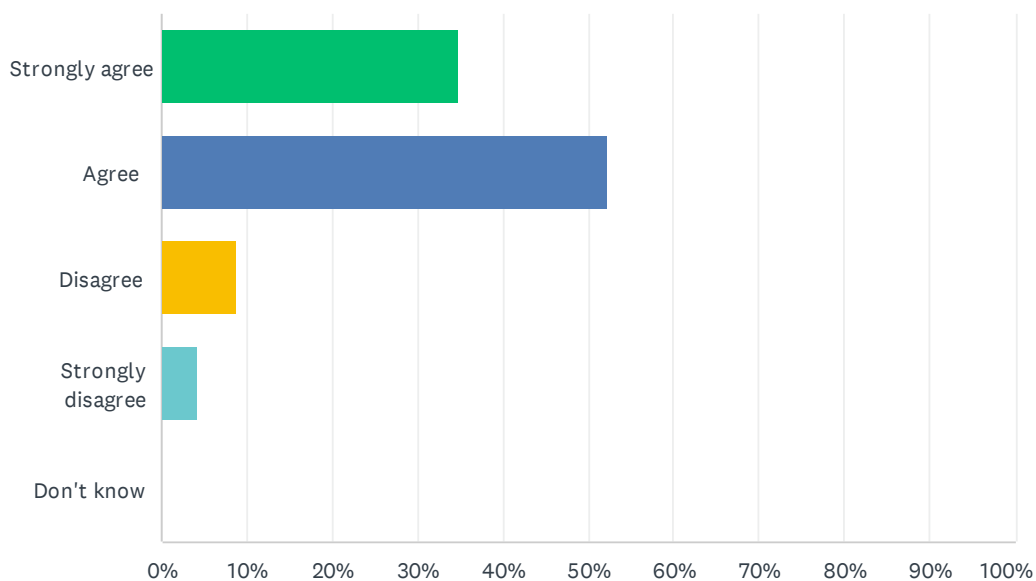
Answered: 23 Skipped: 2



ANSWER CHOICES	RESPONSES	
Strongly agree	34.78%	8
Agree	60.87%	14
Disagree	0.00%	0
Strongly disagree	4.35%	1
Don't know	0.00%	0
TOTAL		23

Q8 My child's demonstrating growth in numeracy.

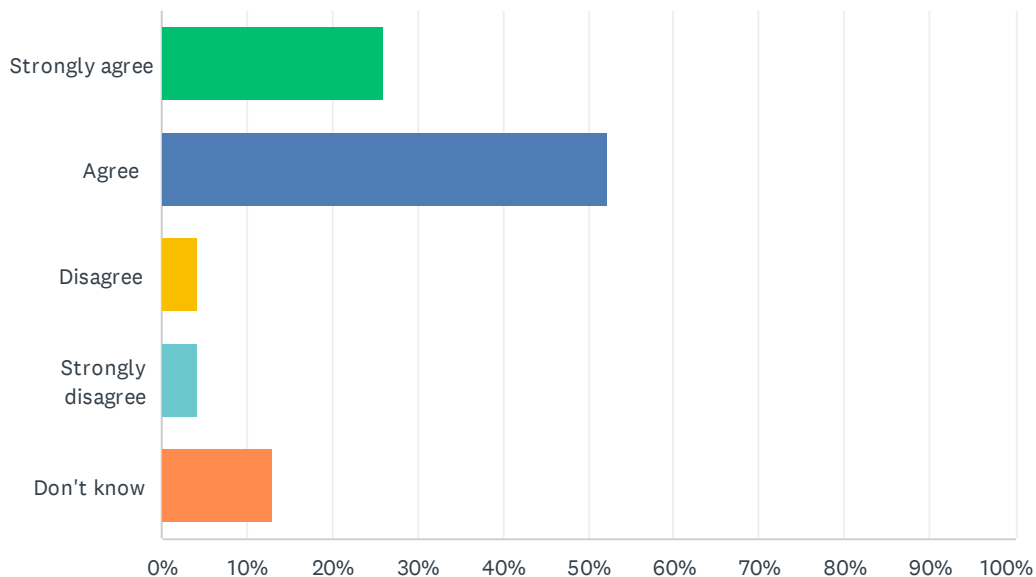
Answered: 23 Skipped: 2



ANSWER CHOICES	RESPONSES	
Strongly agree	34.78%	8
Agree	52.17%	12
Disagree	8.70%	2
Strongly disagree	4.35%	1
Don't know	0.00%	0
TOTAL		23

Q9 My child has an understanding of First Nations, Métis and Inuit culture and history.

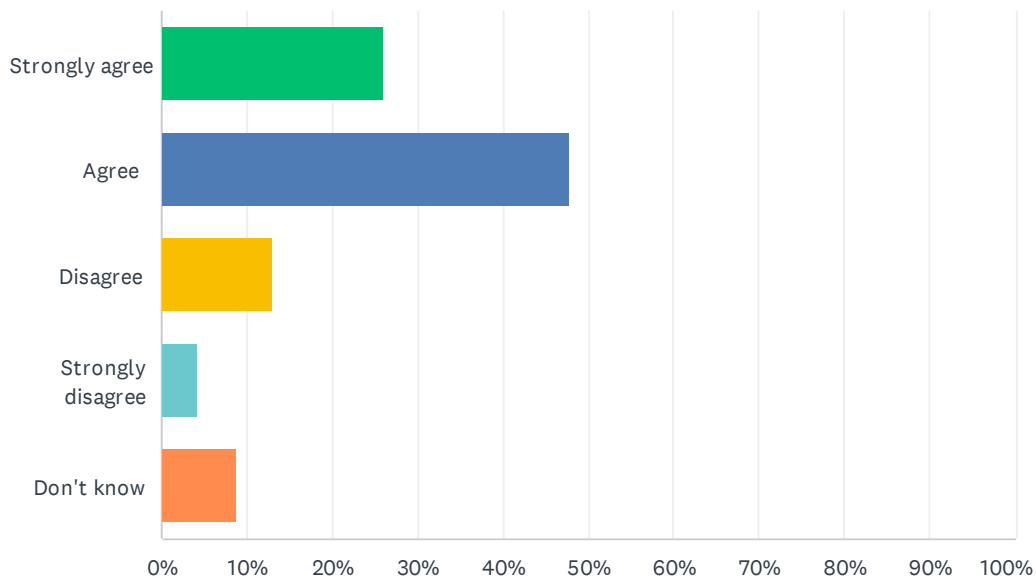
Answered: 23 Skipped: 2



ANSWER CHOICES	RESPONSES	
Strongly agree	26.09%	6
Agree	52.17%	12
Disagree	4.35%	1
Strongly disagree	4.35%	1
Don't know	13.04%	3
TOTAL		23

Q10 My child's learning the knowledge, skills and attitudes necessary to be successful in life.

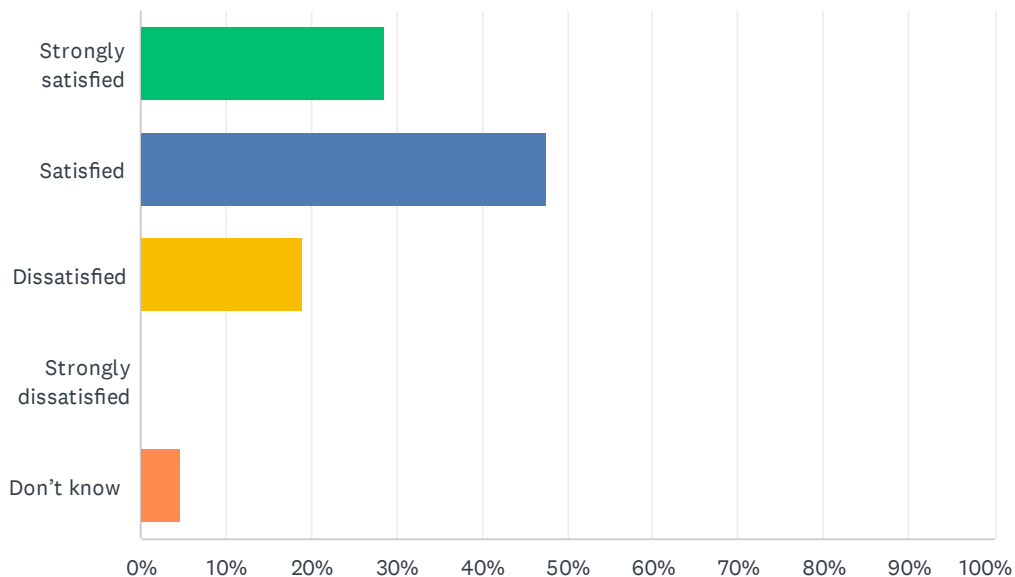
Answered: 23 Skipped: 2



ANSWER CHOICES	RESPONSES	
Strongly agree	26.09%	6
Agree	47.83%	11
Disagree	13.04%	3
Strongly disagree	4.35%	1
Don't know	8.70%	2
TOTAL		23

Q11 How satisfied are you with the quality of education your child's receiving at school?

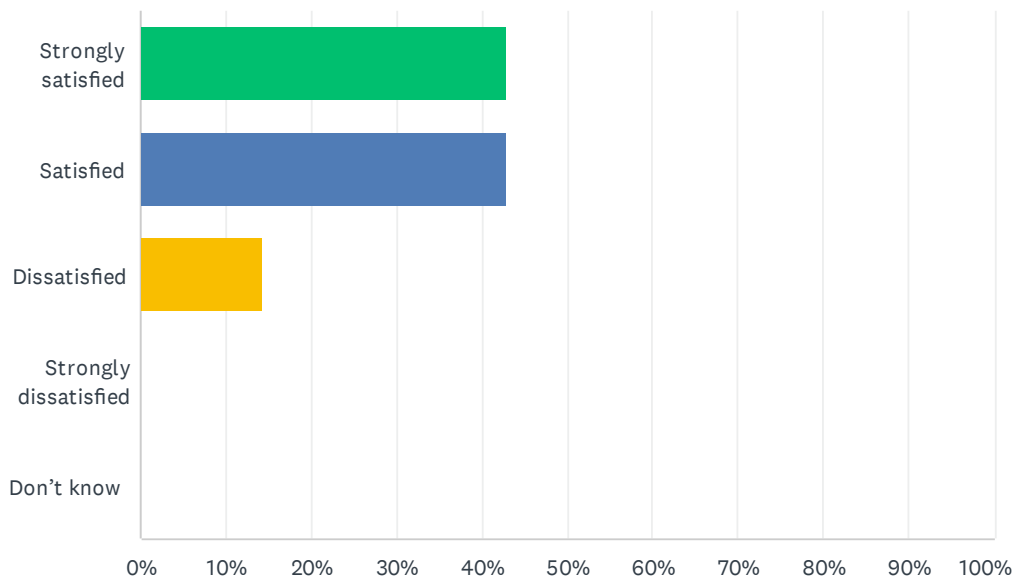
Answered: 21 Skipped: 4



ANSWER CHOICES	RESPONSES	
Strongly satisfied	28.57%	6
Satisfied	47.62%	10
Dissatisfied	19.05%	4
Strongly dissatisfied	0.00%	0
Don't know	4.76%	1
TOTAL		21

Q12 How satisfied are you with the quality of teaching at your child's school?

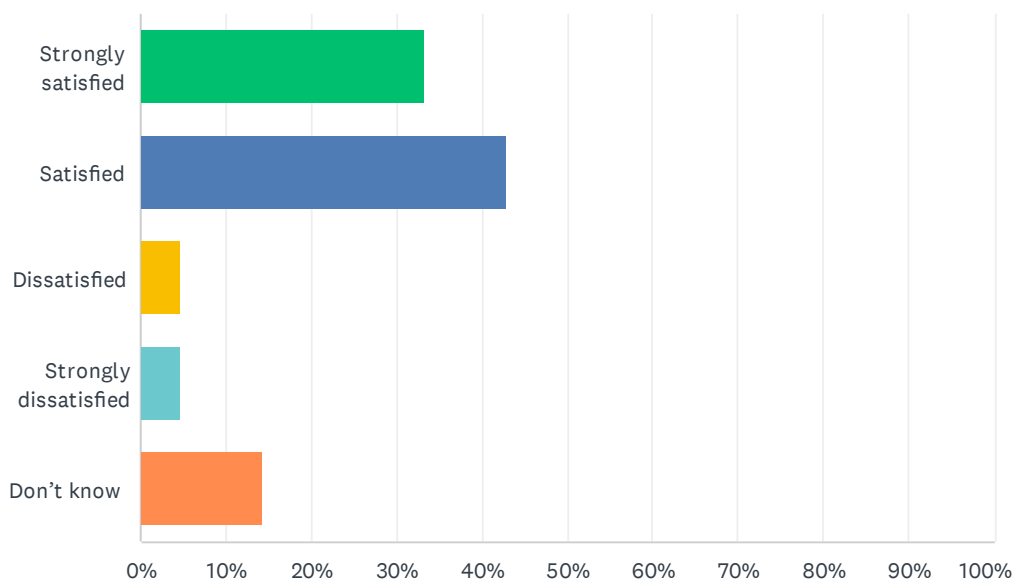
Answered: 21 Skipped: 4



ANSWER CHOICES	RESPONSES	
Strongly satisfied	42.86%	9
Satisfied	42.86%	9
Dissatisfied	14.29%	3
Strongly dissatisfied	0.00%	0
Don't know	0.00%	0
TOTAL		21

Q13 How satisfied are you with the leadership at your child's school?

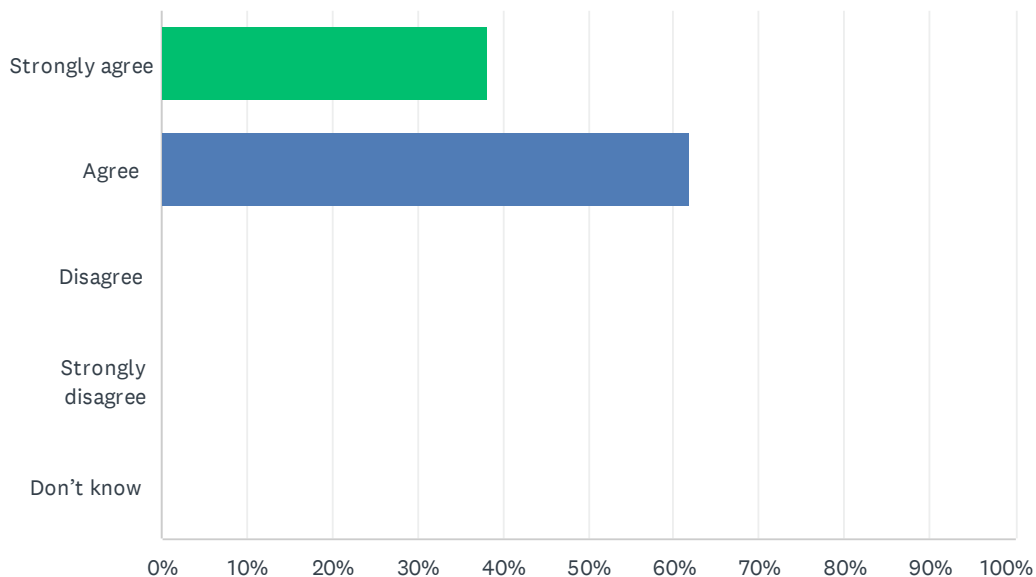
Answered: 21 Skipped: 4



ANSWER CHOICES	RESPONSES	
Strongly satisfied	33.33%	7
Satisfied	42.86%	9
Dissatisfied	4.76%	1
Strongly dissatisfied	4.76%	1
Don't know	14.29%	3
TOTAL		21

Q14 My child’s school encourages my child to be a responsible, respectful and engaged citizen.

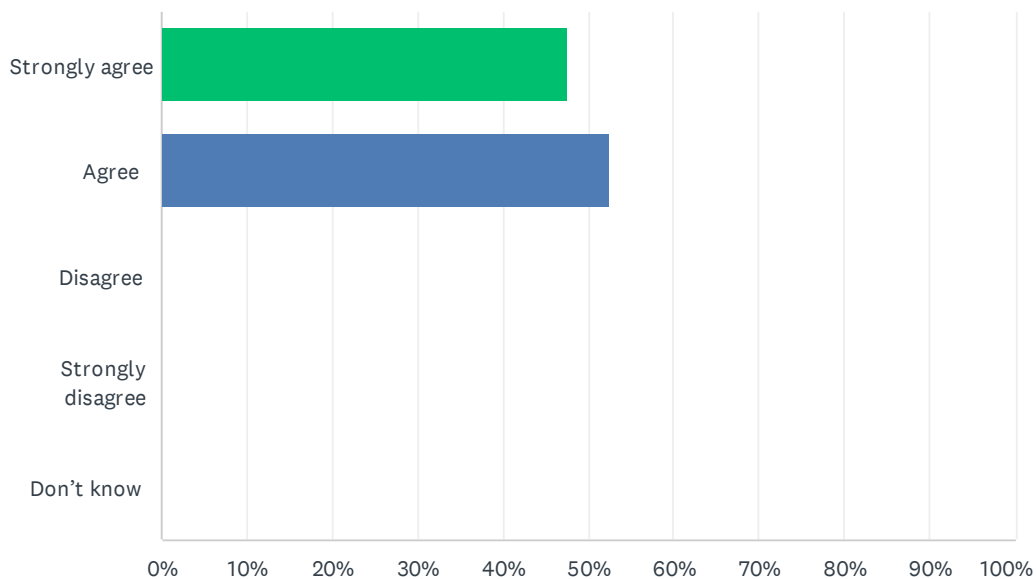
Answered: 21 Skipped: 4



ANSWER CHOICES	RESPONSES	
Strongly agree	38.10%	8
Agree	61.90%	13
Disagree	0.00%	0
Strongly disagree	0.00%	0
Don't know	0.00%	0
TOTAL		21

Q15 School staff care about my child.

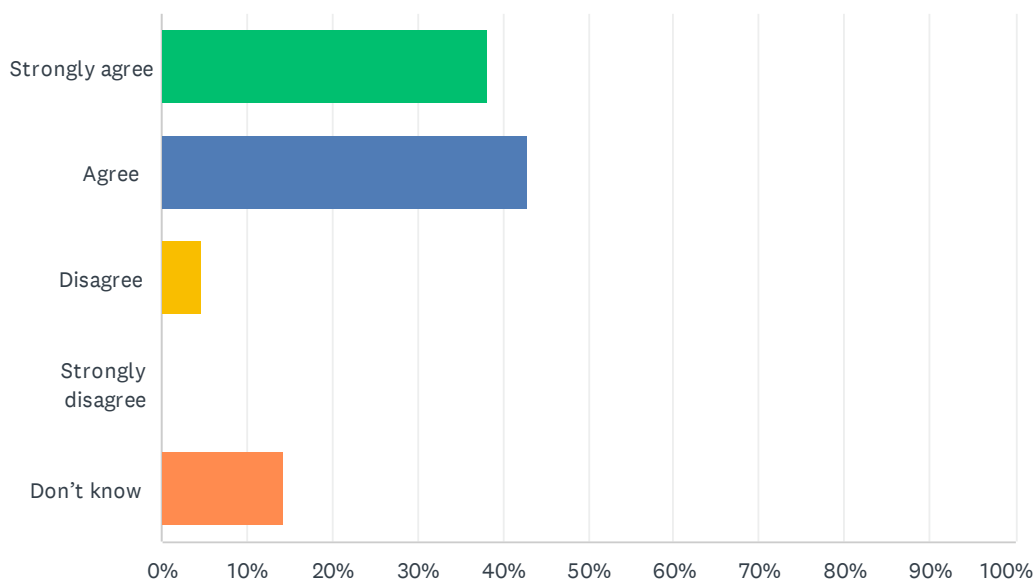
Answered: 21 Skipped: 4



ANSWER CHOICES	RESPONSES	
Strongly agree	47.62%	10
Agree	52.38%	11
Disagree	0.00%	0
Strongly disagree	0.00%	0
Don't know	0.00%	0
TOTAL		21

Q16 My child's school handles discipline fairly and reasonably.

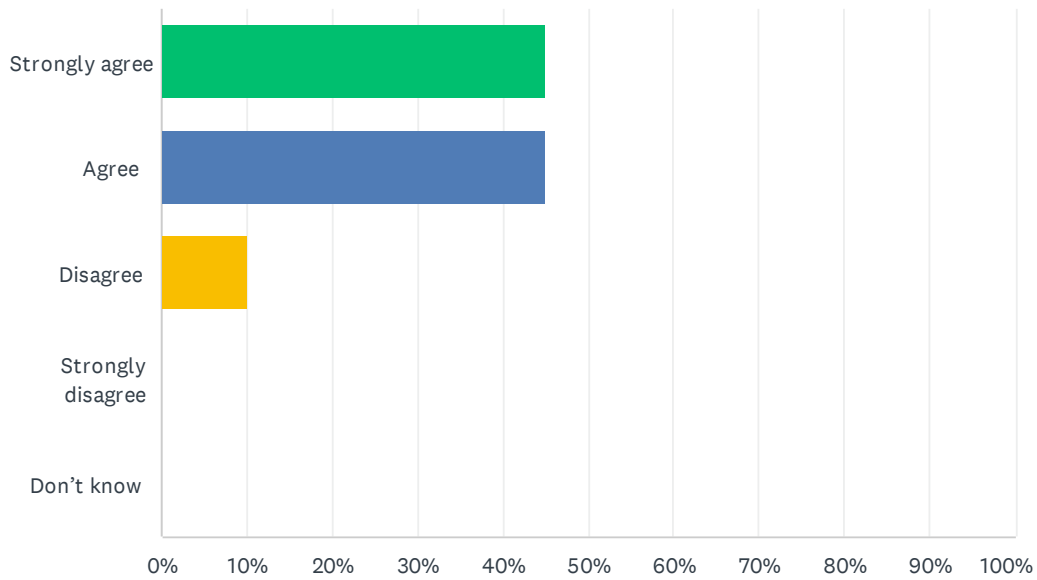
Answered: 21 Skipped: 4



ANSWER CHOICES	RESPONSES	
Strongly agree	38.10%	8
Agree	42.86%	9
Disagree	4.76%	1
Strongly disagree	0.00%	0
Don't know	14.29%	3
TOTAL		21

Q17 My child's school is safe.

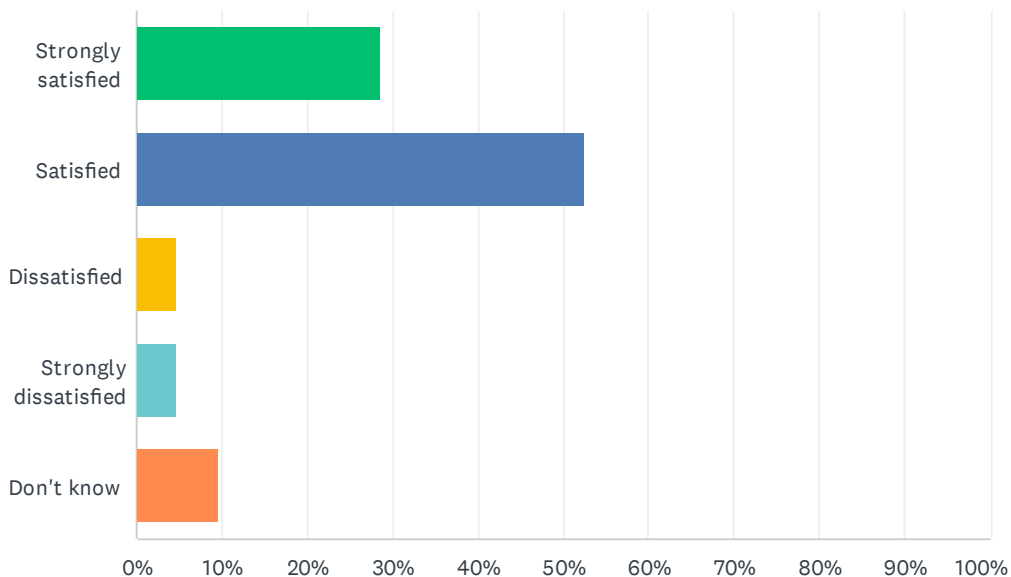
Answered: 20 Skipped: 5



ANSWER CHOICES	RESPONSES	
Strongly agree	45.00%	9
Agree	45.00%	9
Disagree	10.00%	2
Strongly disagree	0.00%	0
Don't know	0.00%	0
TOTAL		20

Q18 How satisfied are you with the resources available to support your child's learning?

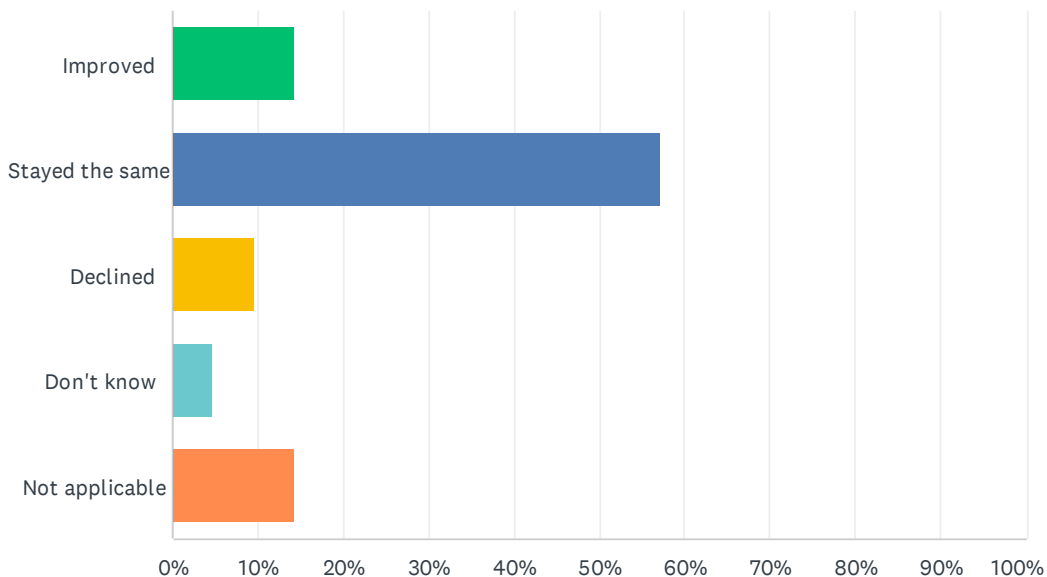
Answered: 21 Skipped: 4



ANSWER CHOICES	RESPONSES	
Strongly satisfied	28.57%	6
Satisfied	52.38%	11
Dissatisfied	4.76%	1
Strongly dissatisfied	4.76%	1
Don't know	9.52%	2
TOTAL		21

Q19 In your opinion, has the quality of education your child experienced improved, stayed the same or declined in the past three years?

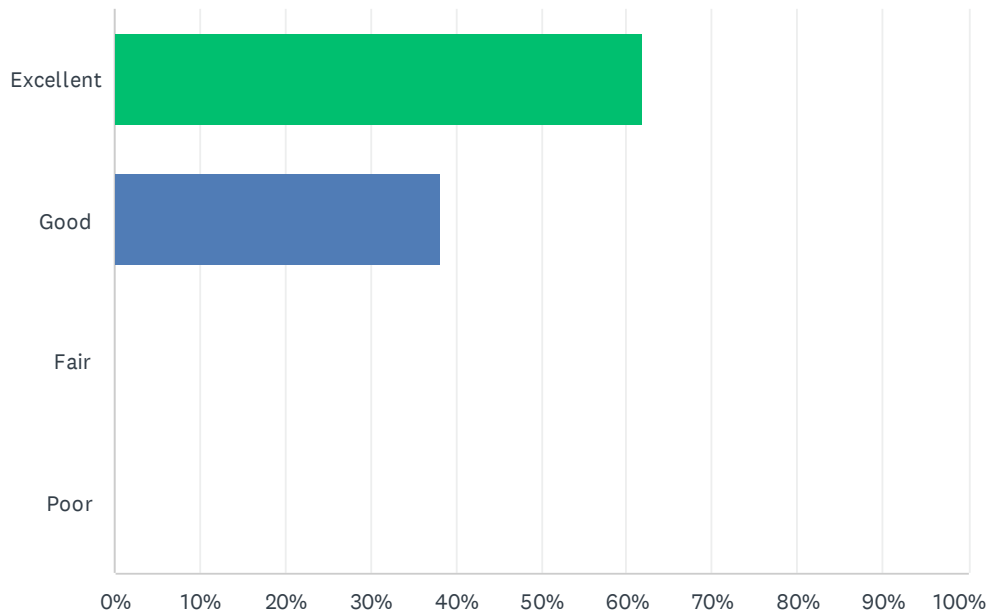
Answered: 21 Skipped: 4



ANSWER CHOICES	RESPONSES	
Improved	14.29%	3
Stayed the same	57.14%	12
Declined	9.52%	2
Don't know	4.76%	1
Not applicable	14.29%	3
TOTAL		21

Q20 How do you rate the physical condition of your child's school?

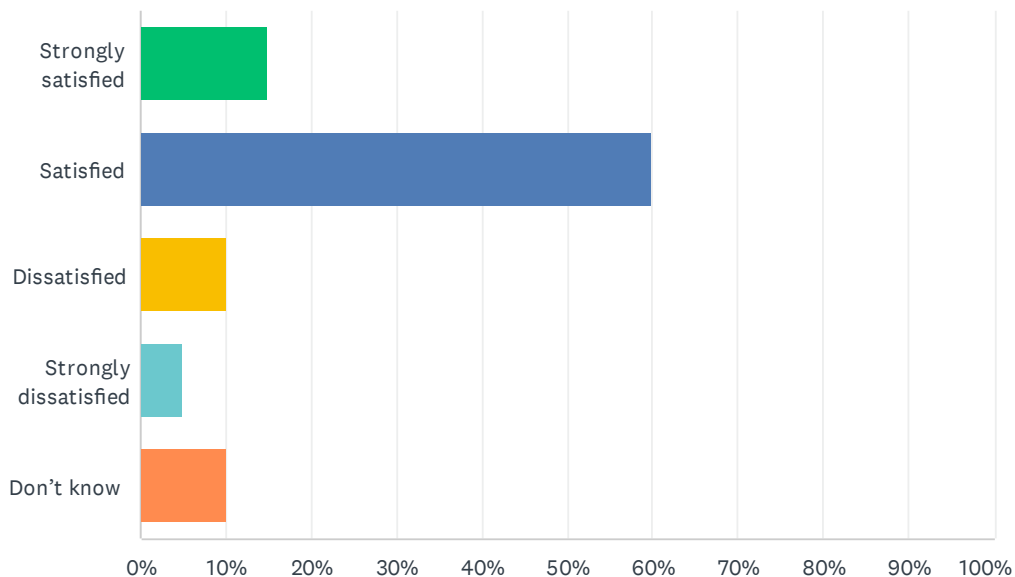
Answered: 21 Skipped: 4



ANSWER CHOICES	RESPONSES	
Excellent	61.90%	13
Good	38.10%	8
Fair	0.00%	0
Poor	0.00%	0
TOTAL		21

Q21 How satisfied are you with the opportunities provided to be involved in your child's education?

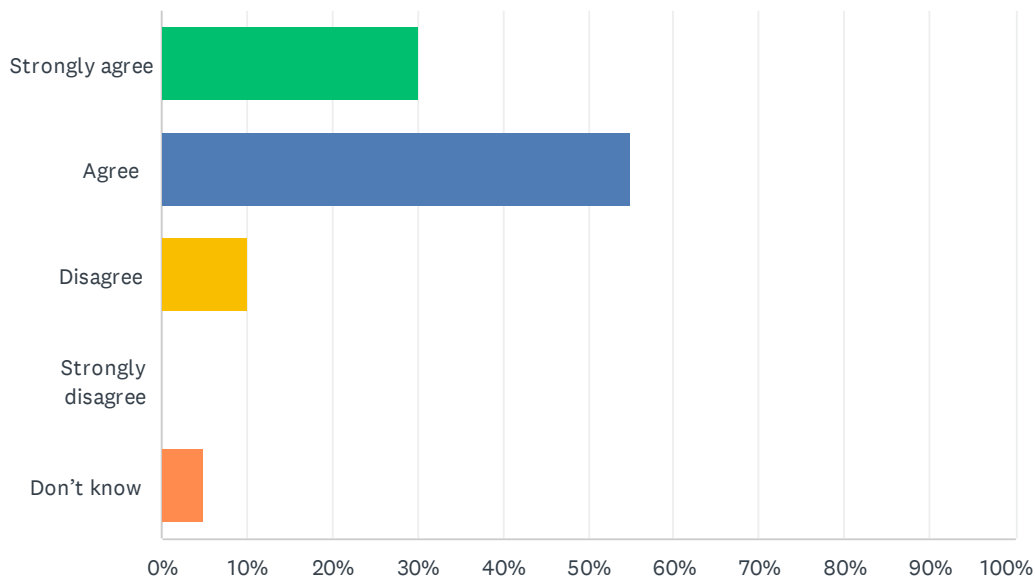
Answered: 20 Skipped: 5



ANSWER CHOICES	RESPONSES	
Strongly satisfied	15.00%	3
Satisfied	60.00%	12
Dissatisfied	10.00%	2
Strongly dissatisfied	5.00%	1
Don't know	10.00%	2
TOTAL		20

Q22 The school keeps me informed about my child's progress and achievement.

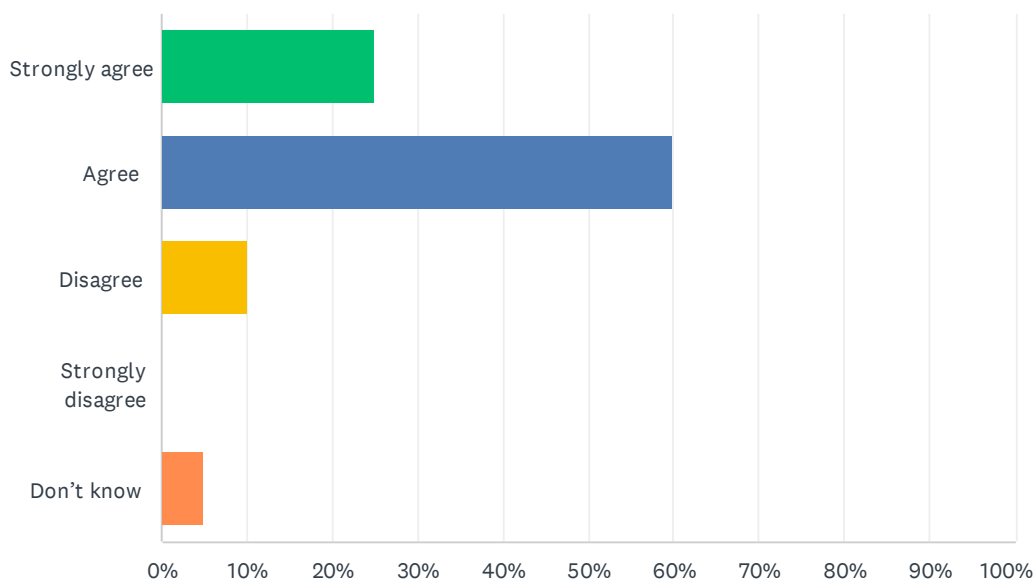
Answered: 20 Skipped: 5



ANSWER CHOICES	RESPONSES	
Strongly agree	30.00%	6
Agree	55.00%	11
Disagree	10.00%	2
Strongly disagree	0.00%	0
Don't know	5.00%	1
TOTAL		20

Q23 There is open and honest communication within my child's school.

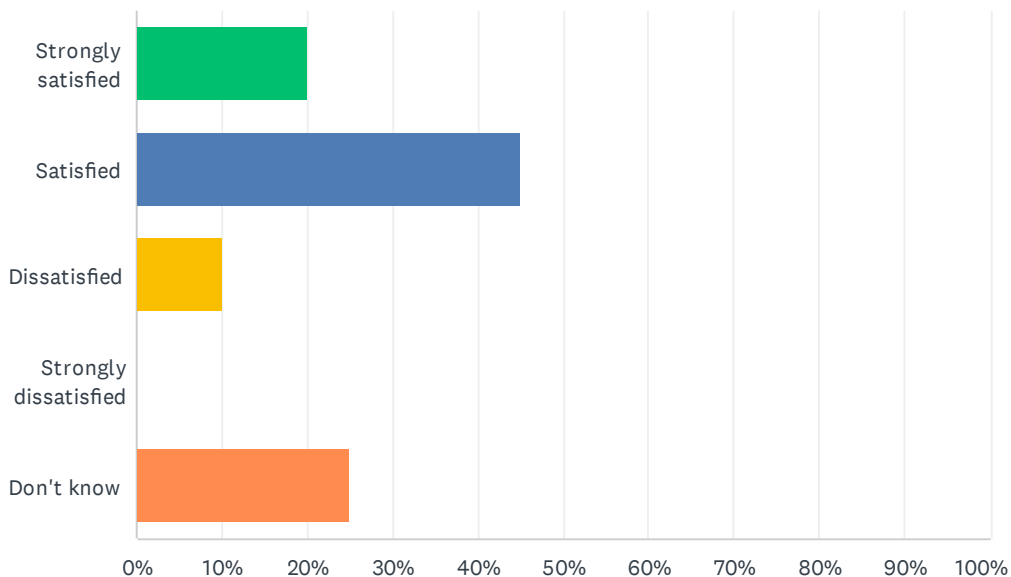
Answered: 20 Skipped: 5



ANSWER CHOICES	RESPONSES	
Strongly agree	25.00%	5
Agree	60.00%	12
Disagree	10.00%	2
Strongly disagree	0.00%	0
Don't know	5.00%	1
TOTAL		20

Q24 How satisfied are you with the Division’s commitment to engaging families in matters that affect public education?

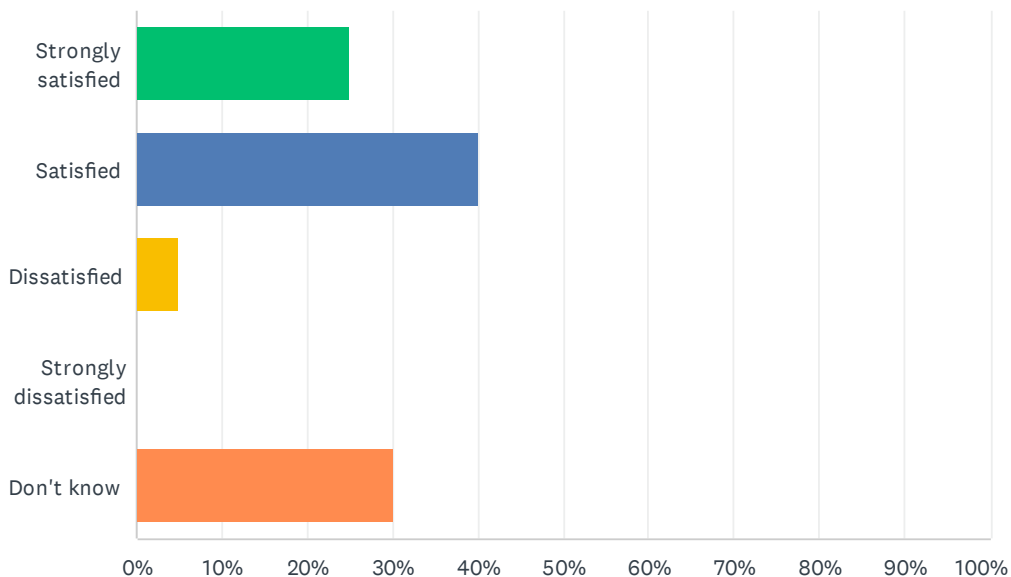
Answered: 20 Skipped: 5



ANSWER CHOICES	RESPONSES	
Strongly satisfied	20.00%	4
Satisfied	45.00%	9
Dissatisfied	10.00%	2
Strongly dissatisfied	0.00%	0
Don't know	25.00%	5
TOTAL		20

Q25 How satisfied are you with the Division’s commitment to advocating for public education?

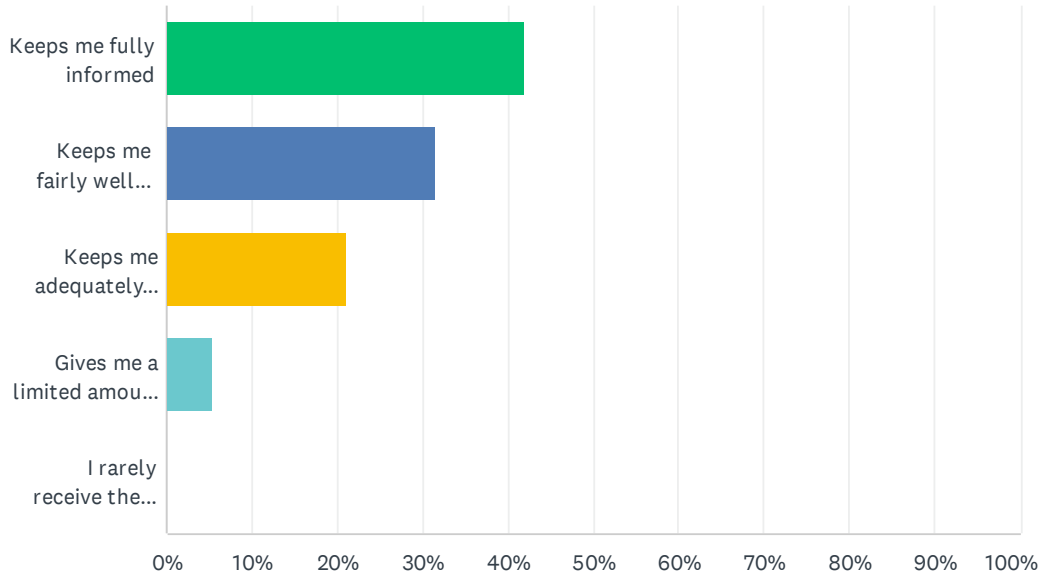
Answered: 20 Skipped: 5



ANSWER CHOICES	RESPONSES	
Strongly satisfied	25.00%	5
Satisfied	40.00%	8
Dissatisfied	5.00%	1
Strongly dissatisfied	0.00%	0
Don't know	30.00%	6
TOTAL		20

Q26 Elk Island Public Schools appreciates the opportunity to stay connected with parents about news, activities, programs and other matters of importance. What is your impression of the communication you receive from your child's school?

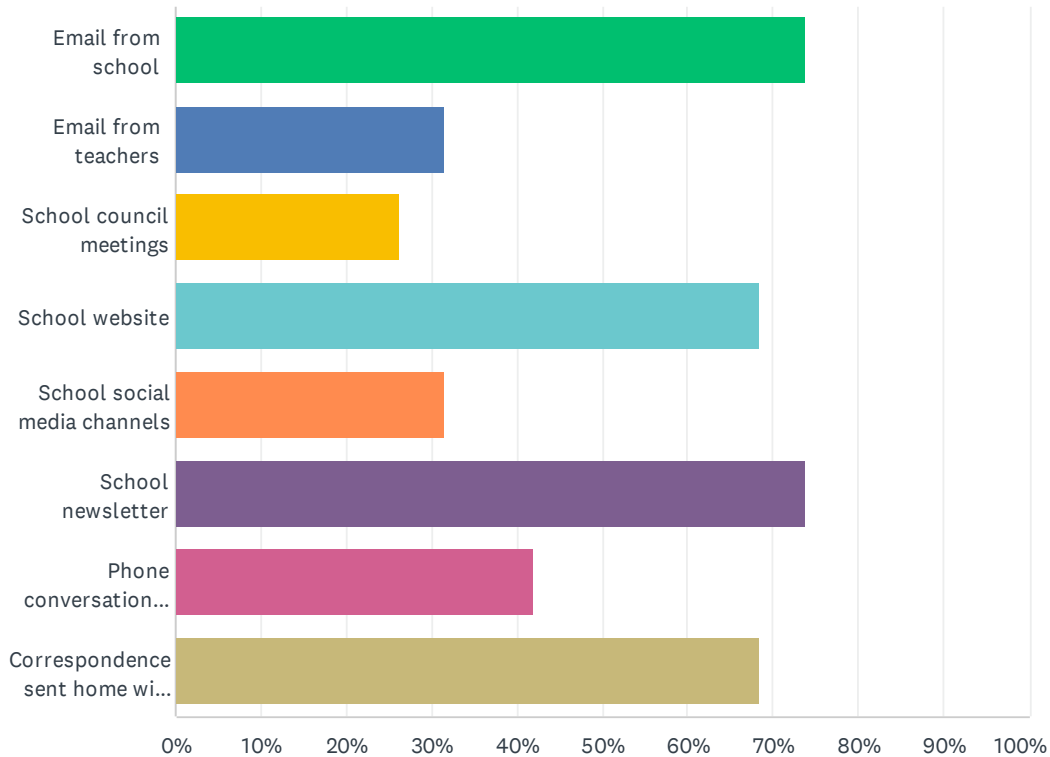
Answered: 19 Skipped: 6



ANSWER CHOICES	RESPONSES	
Keeps me fully informed	42.11%	8
Keeps me fairly well informed	31.58%	6
Keeps me adequately informed	21.05%	4
Gives me a limited amount of information	5.26%	1
I rarely receive the information I need	0.00%	0
TOTAL		19

Q27 Do you regularly make use of the following to keep up to date on school activities, programs, etc.? Check all that apply.

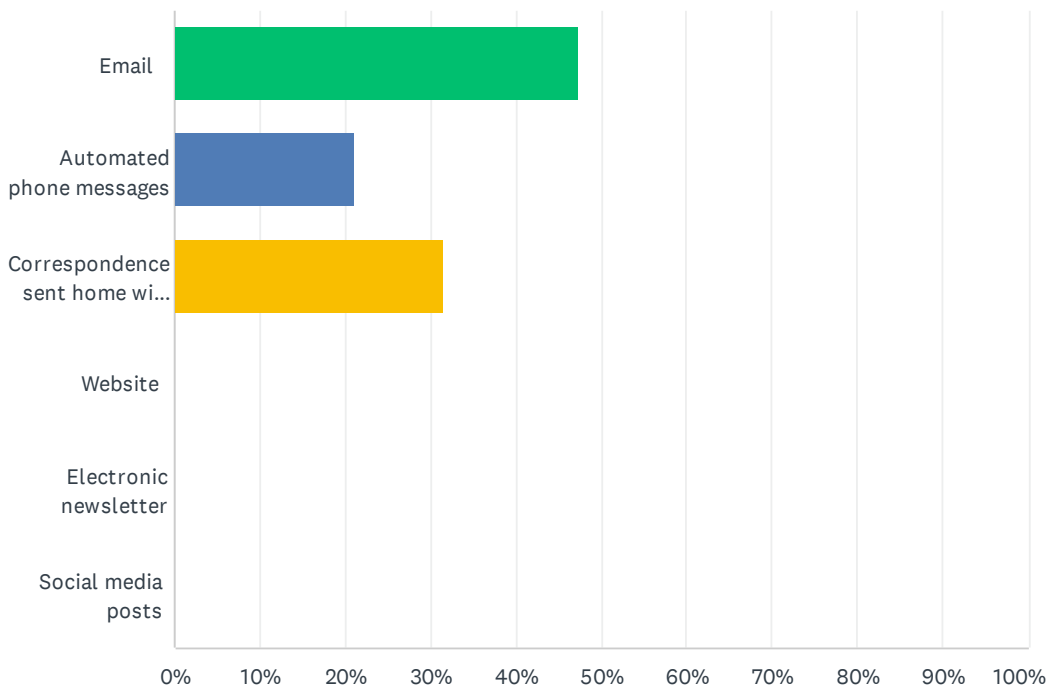
Answered: 19 Skipped: 6



ANSWER CHOICES	RESPONSES	
Email from school	73.68%	14
Email from teachers	31.58%	6
School council meetings	26.32%	5
School website	68.42%	13
School social media channels	31.58%	6
School newsletter	73.68%	14
Phone conversations with the school or teachers	42.11%	8
Correspondence sent home with my child	68.42%	13
Total Respondents: 19		

Q28 What is your most preferred method of communication from the school and Division?

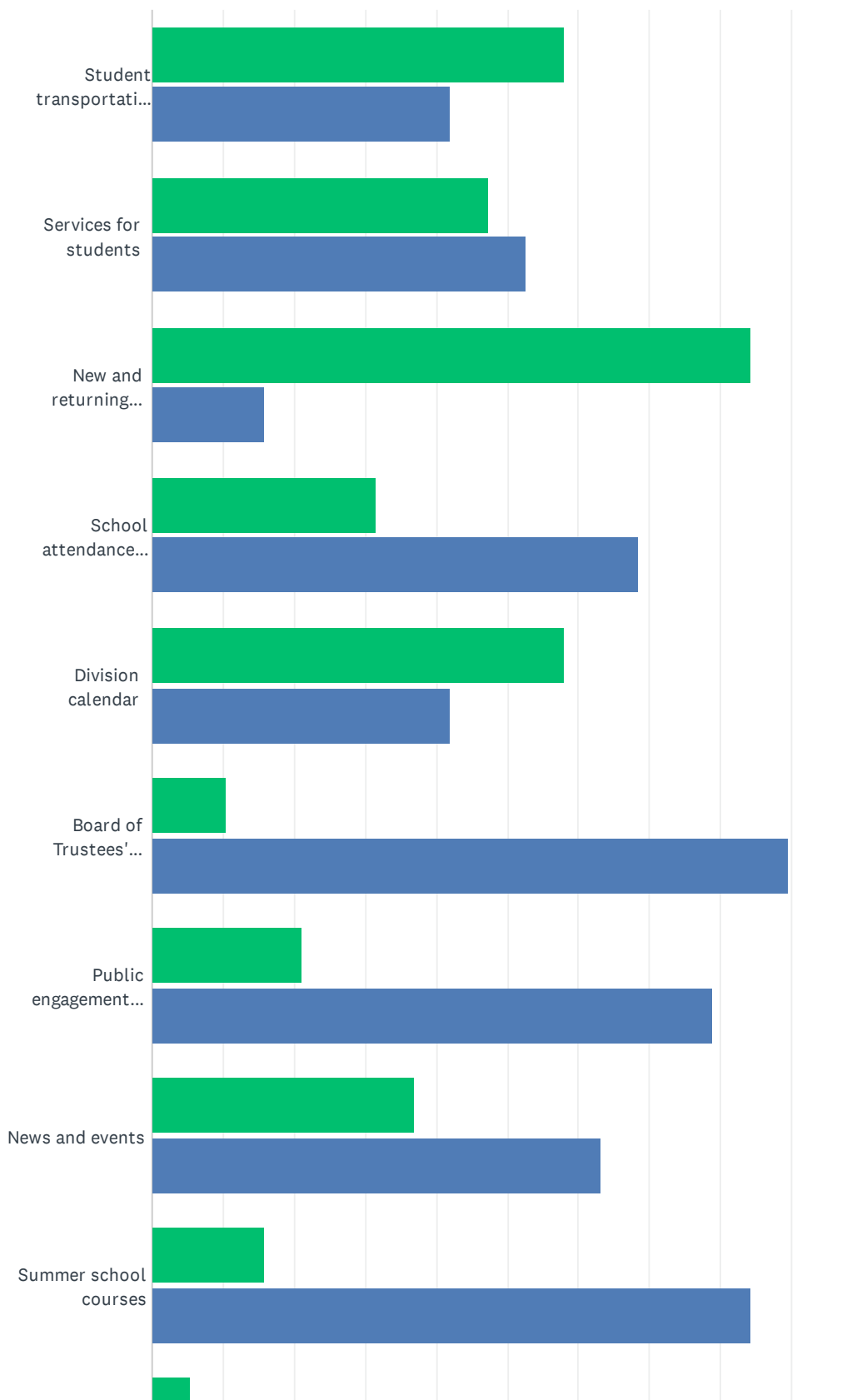
Answered: 19 Skipped: 6



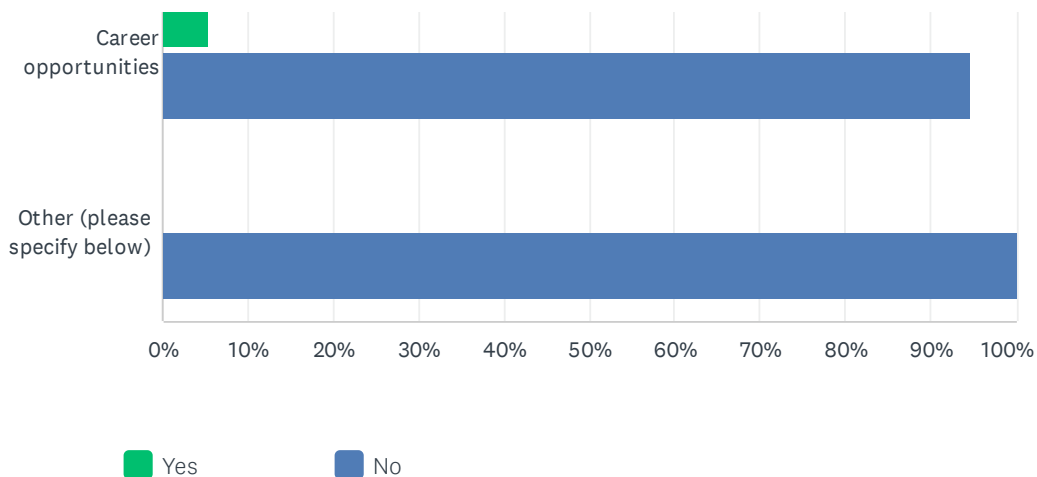
ANSWER CHOICES	RESPONSES	
Email	47.37%	9
Automated phone messages	21.05%	4
Correspondence sent home with my child	31.58%	6
Website	0.00%	0
Electronic newsletter	0.00%	0
Social media posts	0.00%	0
TOTAL		19

Q29 Do you visit the Division website (www.eips.ca) for information on:

Answered: 19 Skipped: 6



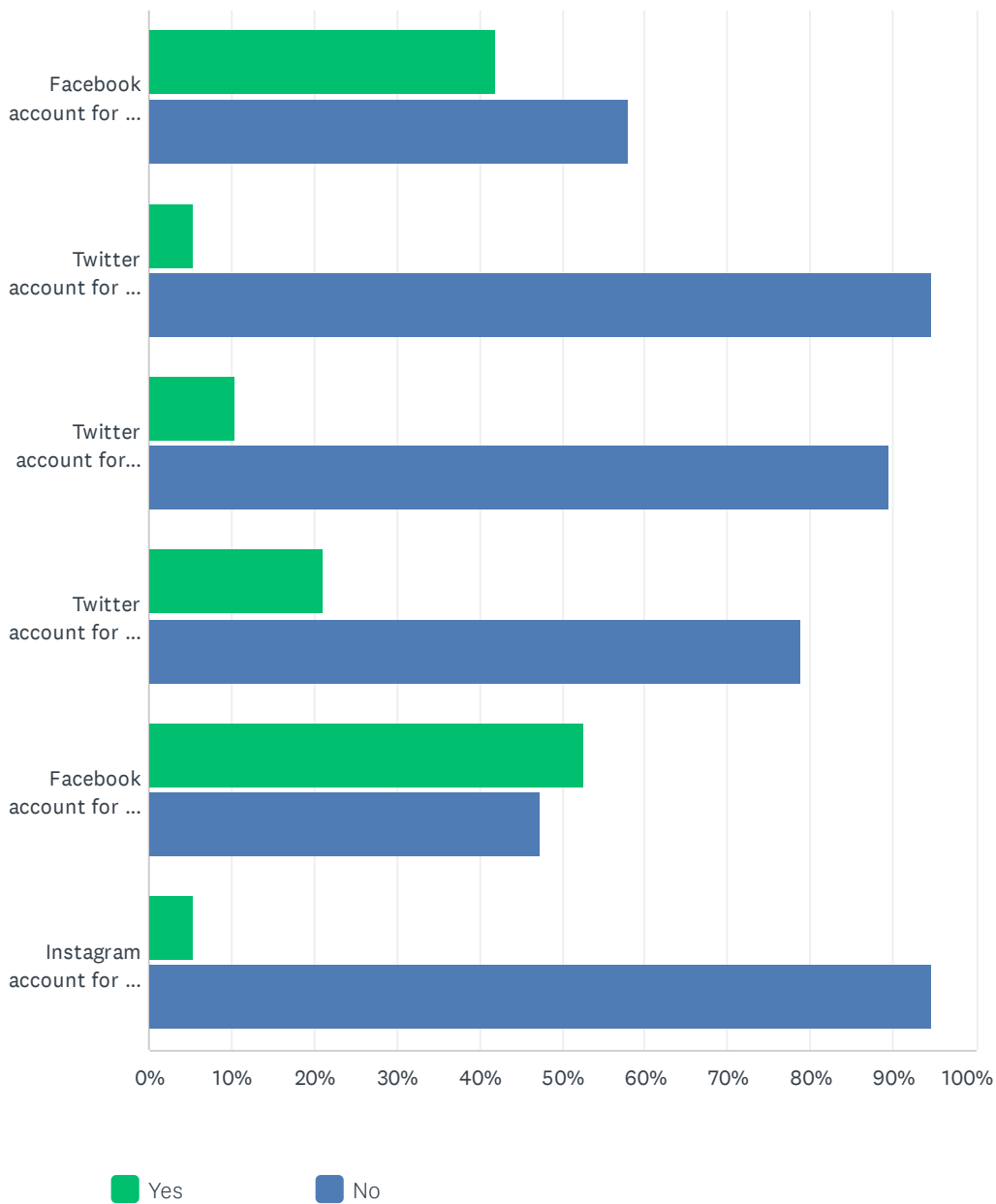
EIPS Parent Survey 2021-22



	YES	NO	TOTAL	WEIGHTED AVERAGE
Student transportation (busing)	57.89% 11	42.11% 8	19	1.58
Services for students	47.37% 9	52.63% 10	19	1.47
New and returning student registration	84.21% 16	15.79% 3	19	1.84
School attendance boundaries	31.58% 6	68.42% 13	19	1.32
Division calendar	57.89% 11	42.11% 8	19	1.58
Board of Trustees' meetings	10.53% 2	89.47% 17	19	1.11
Public engagement initiatives	21.05% 4	78.95% 15	19	1.21
News and events	36.84% 7	63.16% 12	19	1.37
Summer school courses	15.79% 3	84.21% 16	19	1.16
Career opportunities	5.26% 1	94.74% 18	19	1.05
Other (please specify below)	0.00% 0	100.00% 13	13	1.00

Q30 The Division and schools often share news and information on social media. Do you follow:

Answered: 19 Skipped: 6



EIPS Parent Survey 2021-22

	YES	NO	TOTAL	WEIGHTED AVERAGE
Facebook account for the Division (@ElkIslandPublicSchools)	42.11% 8	57.89% 11	19	1.42
Twitter account for the Division (@eips)	5.26% 1	94.74% 18	19	1.05
Twitter account for EIPS Student Transportation (@eipsST)	10.53% 2	89.47% 17	19	1.11
Twitter account for my child's school, if applicable	21.05% 4	78.95% 15	19	1.21
Facebook account for my child's school, if applicable	52.63% 10	47.37% 9	19	1.53
Instagram account for my child's school, if applicable	5.26% 1	94.74% 18	19	1.05