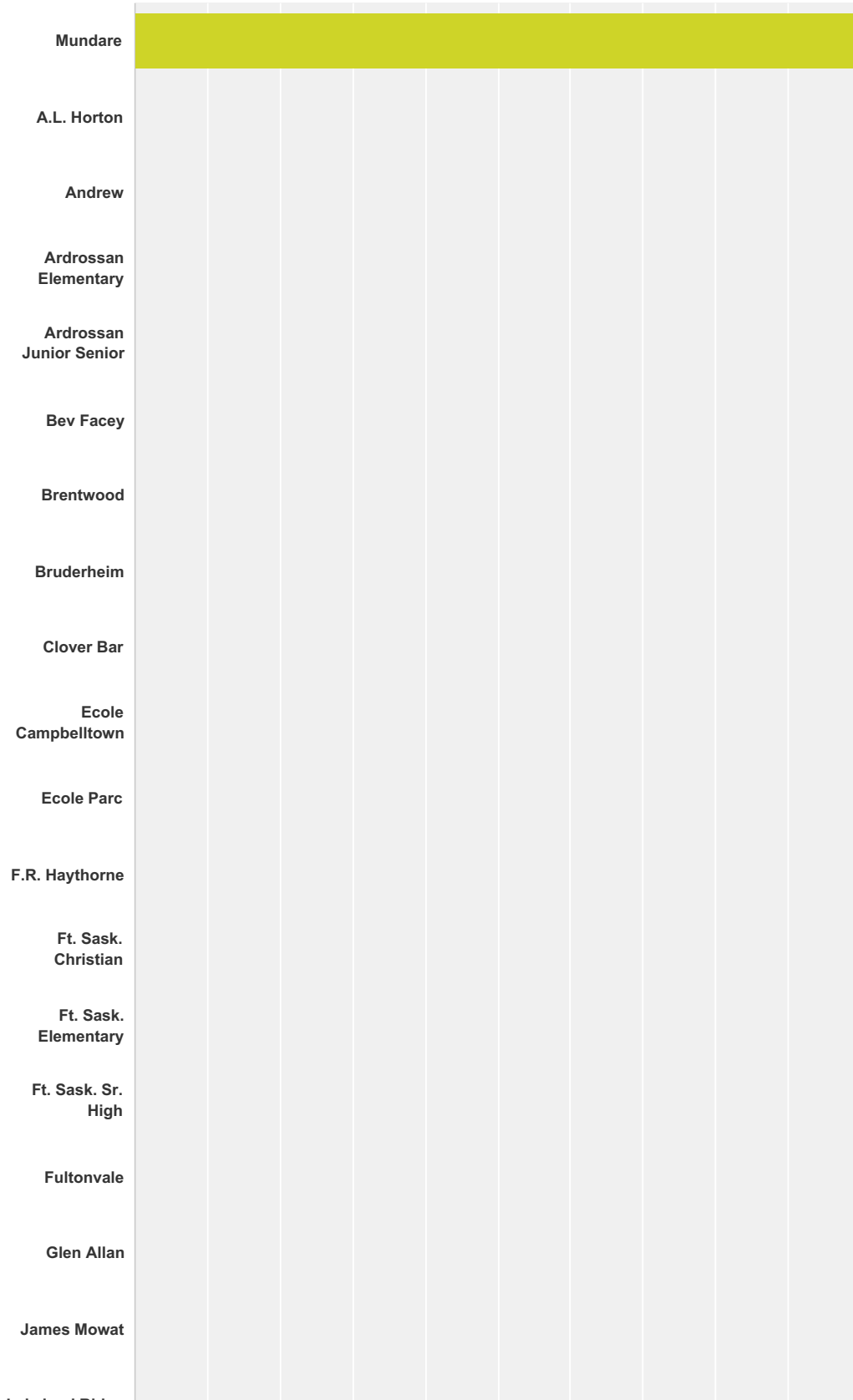


Q1 Please indicate the school your child attends.

Answered: 22 Skipped: 0



EIPS Parent Survey November 2015



Answer Choices	Responses
----------------	-----------

EIPS Parent Survey November 2015

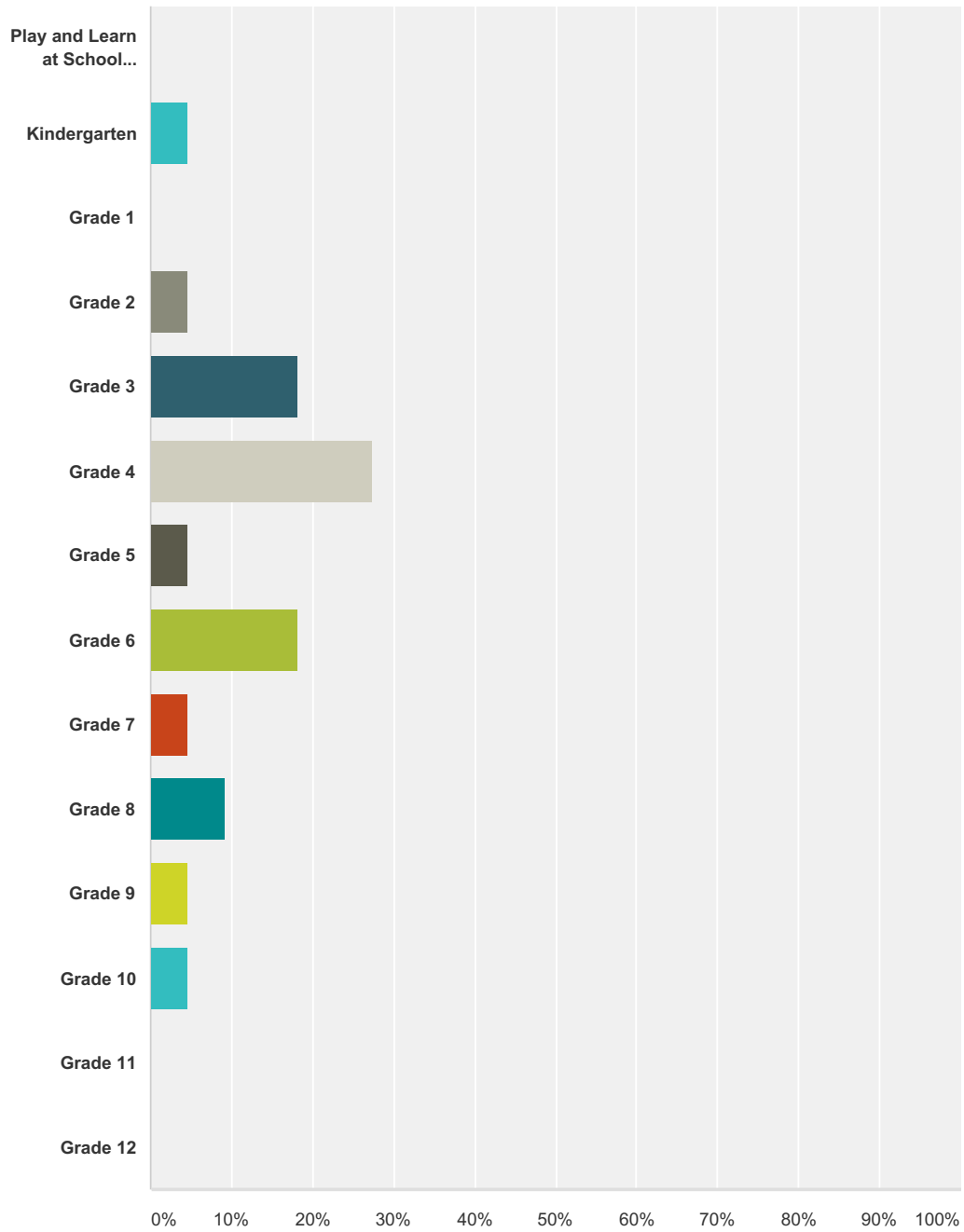
Mundare	100.00%	22
A.L. Horton	0.00%	0
Andrew	0.00%	0
Ardrossan Elementary	0.00%	0
Ardrossan Junior Senior	0.00%	0
Bev Facey	0.00%	0
Brentwood	0.00%	0
Bruderheim	0.00%	0
Clover Bar	0.00%	0
Ecole Campbelltown	0.00%	0
Ecole Parc	0.00%	0
F.R. Haythorne	0.00%	0
Ft. Sask. Christian	0.00%	0
Ft. Sask. Elementary	0.00%	0
Ft. Sask. Sr. High	0.00%	0
Fultonvale	0.00%	0
Glen Allan	0.00%	0
James Mowat	0.00%	0
Lakeland Ridge	0.00%	0
Lamont Elementary	0.00%	0
Lamont High	0.00%	0
Mills Haven	0.00%	0
Ministik	0.00%	0
NextStep/Outreach	0.00%	0
Pine Street	0.00%	0
Rudolph Hennig	0.00%	0
Salisbury	0.00%	0
Sherwood Heights	0.00%	0
SCA Elementary	0.00%	0
SCA Secondary	0.00%	0
Uncas	0.00%	0
Vegreville Composite	0.00%	0
Wes Hosford	0.00%	0
Westboro	0.00%	0

EIPS Parent Survey November 2015

Win Ferguson	0.00%	0
Woodbridge Farms	0.00%	0
Wye	0.00%	0
Total		22

Q2 Please indicate your child's grade.

Answered: 22 Skipped: 0



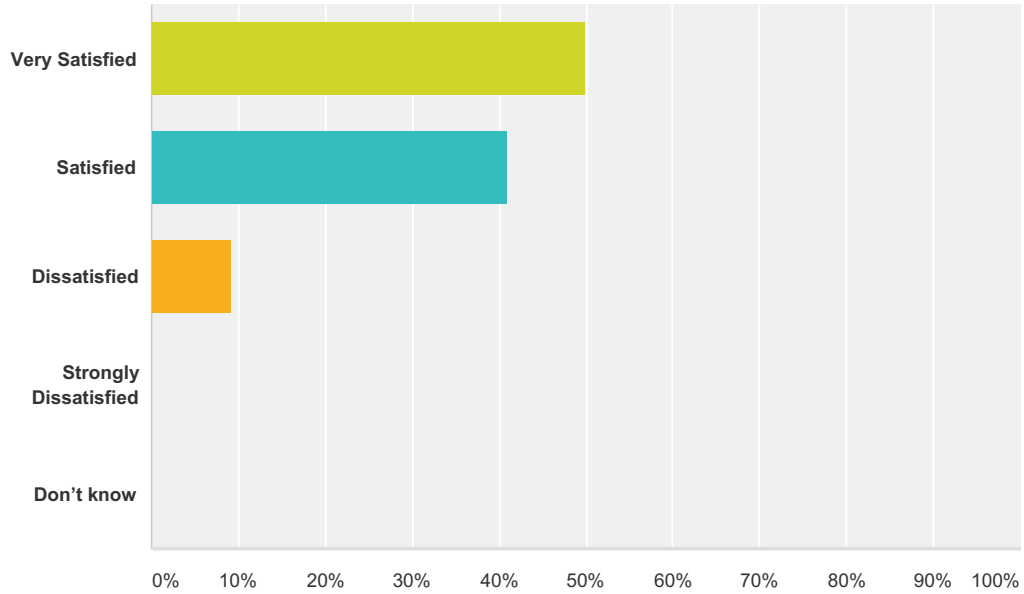
Answer Choices	Responses
Play and Learn at School (PALS)	0.00% 0
Kindergarten	4.55% 1
Grade 1	0.00% 0
Grade 2	4.55% 1
Grade 3	18.18% 4

EIPS Parent Survey November 2015

Grade 4	27.27%	6
Grade 5	4.55%	1
Grade 6	18.18%	4
Grade 7	4.55%	1
Grade 8	9.09%	2
Grade 9	4.55%	1
Grade 10	4.55%	1
Grade 11	0.00%	0
Grade 12	0.00%	0
Total		22

Q3 How satisfied are you with the quality of education that your child is receiving at his/her school?

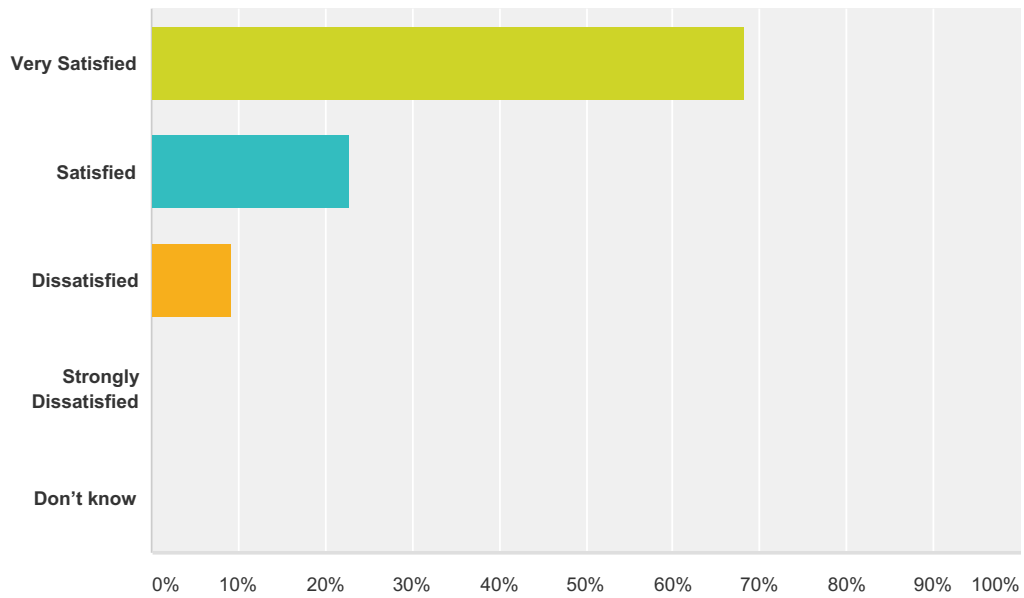
Answered: 22 Skipped: 0



Answer Choices	Responses	
Very Satisfied	50.00%	11
Satisfied	40.91%	9
Dissatisfied	9.09%	2
Strongly Dissatisfied	0.00%	0
Don't know	0.00%	0
Total		22

Q4 How satisfied are you with the quality of teaching at your child's school?

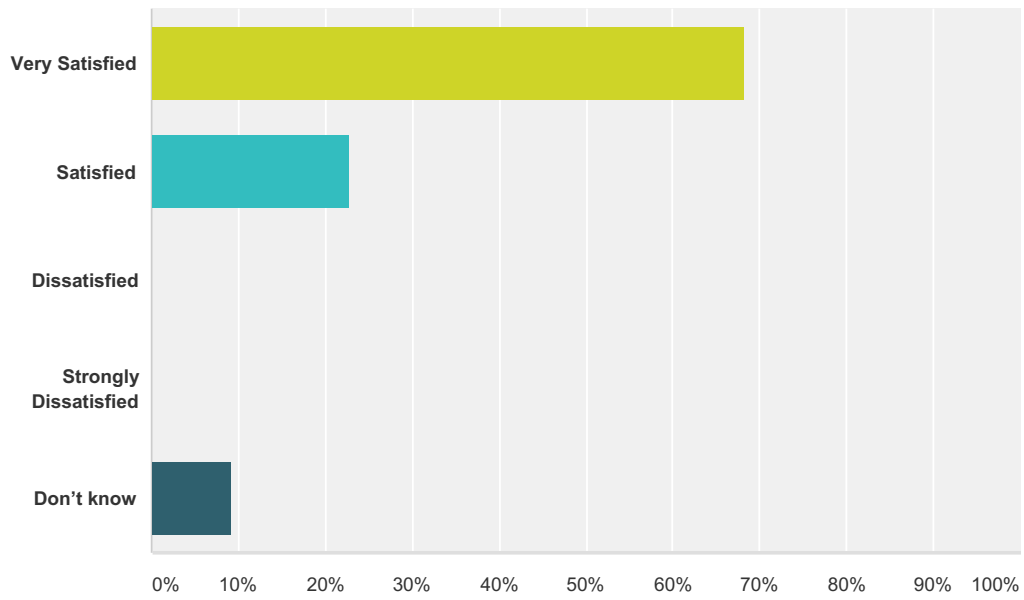
Answered: 22 Skipped: 0



Answer Choices	Responses	Count
Very Satisfied	68.18%	15
Satisfied	22.73%	5
Dissatisfied	9.09%	2
Strongly Dissatisfied	0.00%	0
Don't know	0.00%	0
Total		22

Q5 How satisfied are you with the leadership in your child's school?

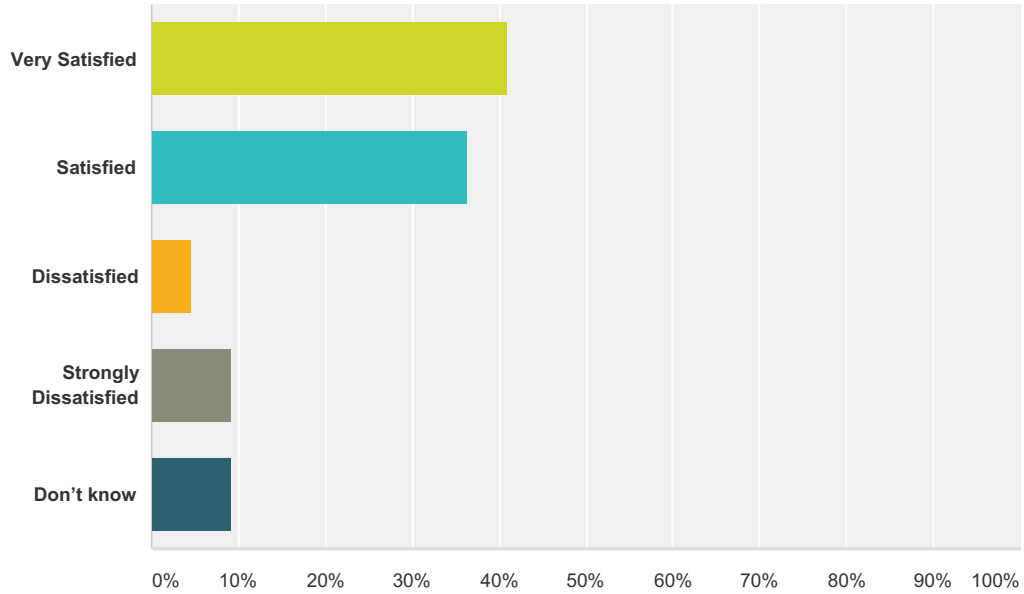
Answered: 22 Skipped: 0



Answer Choices	Responses	Count
Very Satisfied	68.18%	15
Satisfied	22.73%	5
Dissatisfied	0.00%	0
Strongly Dissatisfied	0.00%	0
Don't know	9.09%	2
Total		22

Q6 How satisfied are you with the opportunity to be involved in decisions at your child's school?

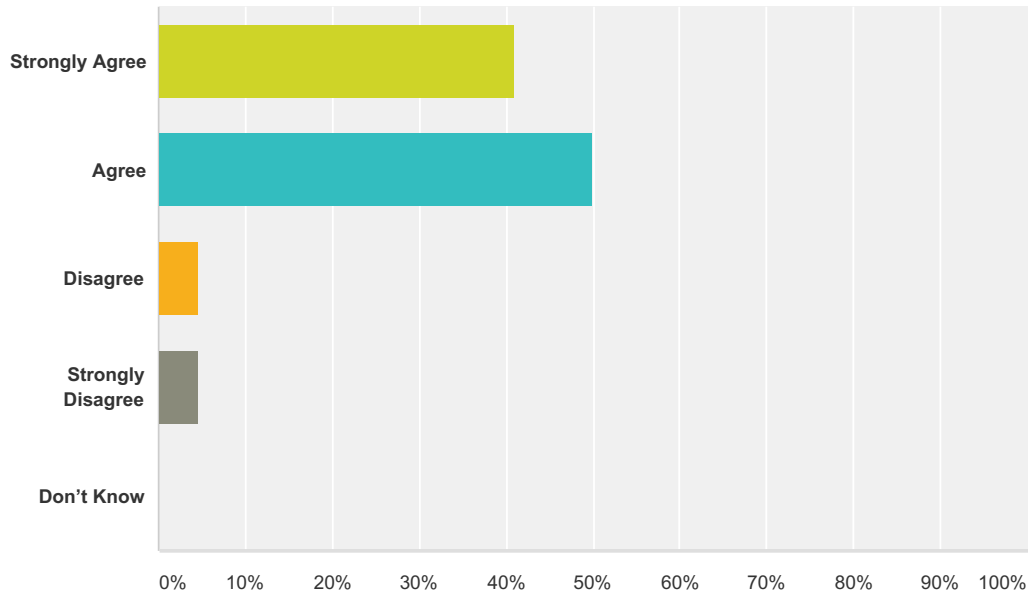
Answered: 22 Skipped: 0



Answer Choices	Responses	
Very Satisfied	40.91%	9
Satisfied	36.36%	8
Dissatisfied	4.55%	1
Strongly Dissatisfied	9.09%	2
Don't know	9.09%	2
Total		22

Q7 My child's individual needs are met.

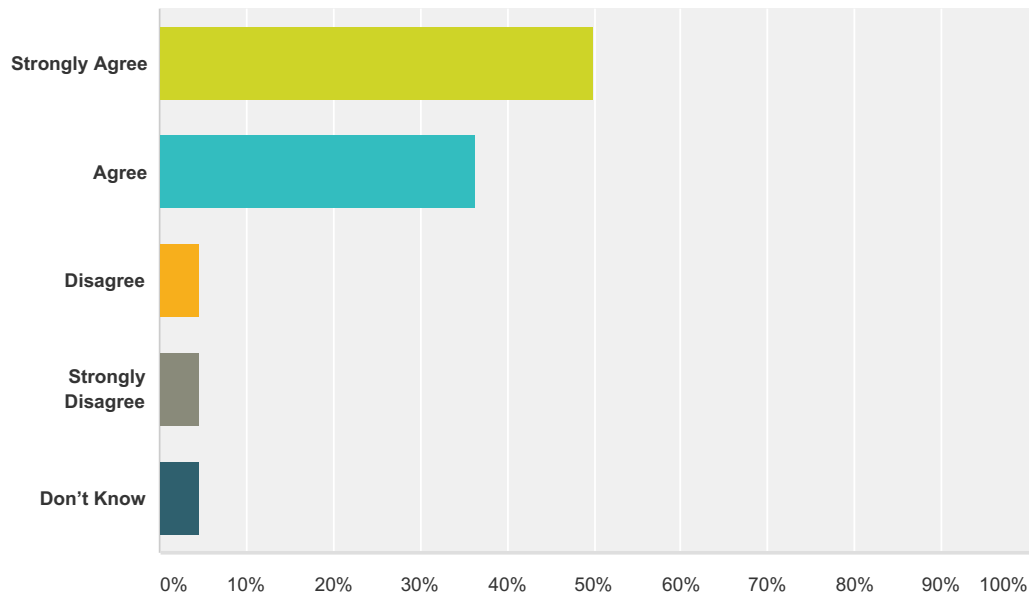
Answered: 22 Skipped: 0



Answer Choices	Responses	Count
Strongly Agree	40.91%	9
Agree	50.00%	11
Disagree	4.55%	1
Strongly Disagree	4.55%	1
Don't Know	0.00%	0
Total		22

Q8 The school keeps me informed about my child's progress and achievement.

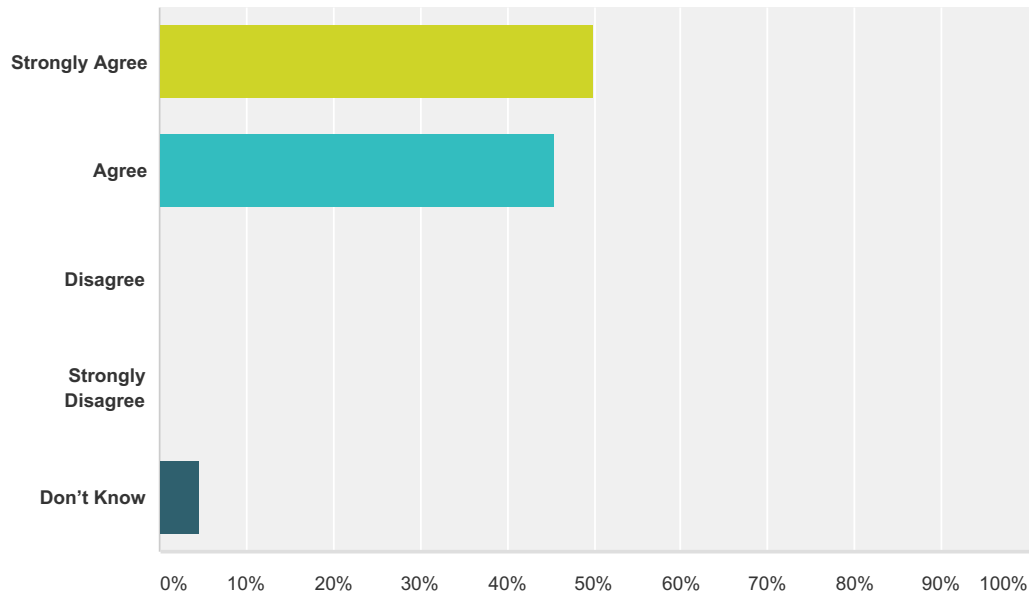
Answered: 22 Skipped: 0



Answer Choices	Responses	
Strongly Agree	50.00%	11
Agree	36.36%	8
Disagree	4.55%	1
Strongly Disagree	4.55%	1
Don't Know	4.55%	1
Total		22

Q9 The rights and responsibilities of citizenship are reinforced in my child's school.

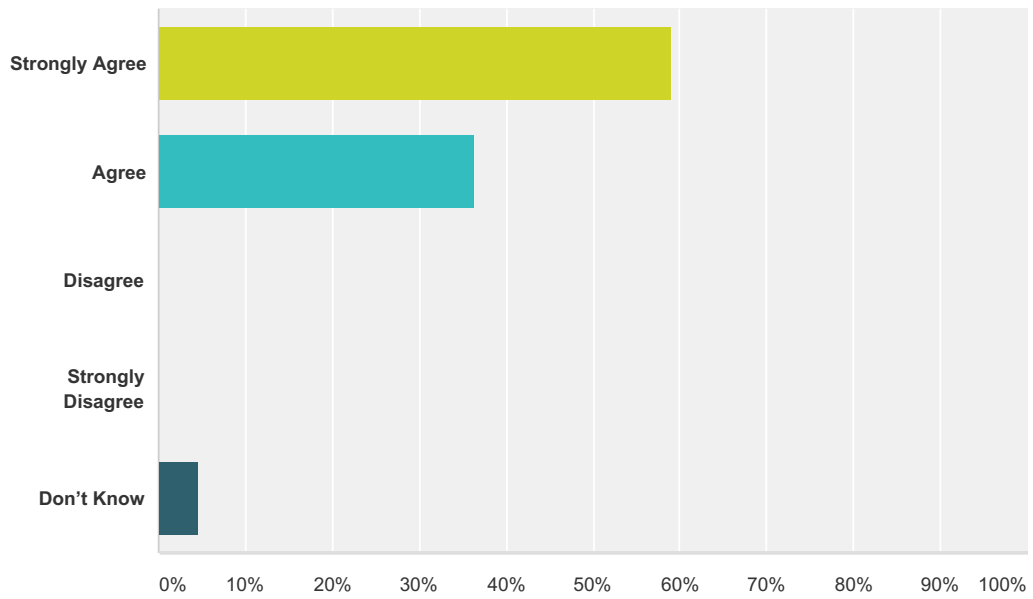
Answered: 22 Skipped: 0



Answer Choices	Responses	
Strongly Agree	50.00%	11
Agree	45.45%	10
Disagree	0.00%	0
Strongly Disagree	0.00%	0
Don't Know	4.55%	1
Total		22

Q10 The school staff care about my child.

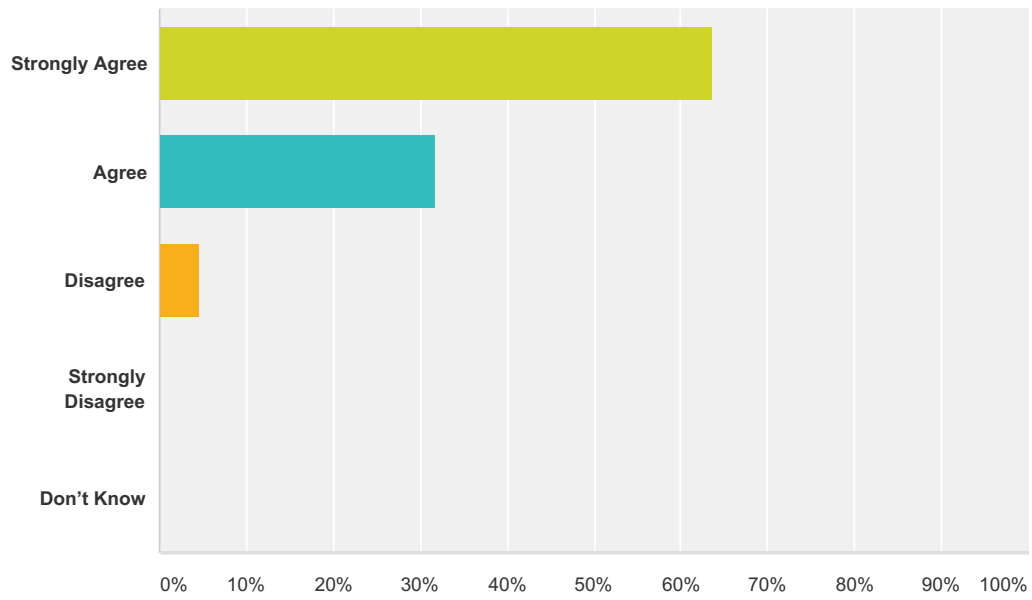
Answered: 22 Skipped: 0



Answer Choices	Responses	
Strongly Agree	59.09%	13
Agree	36.36%	8
Disagree	0.00%	0
Strongly Disagree	0.00%	0
Don't Know	4.55%	1
Total		22

Q11 My child is encouraged at school to do his or her best.

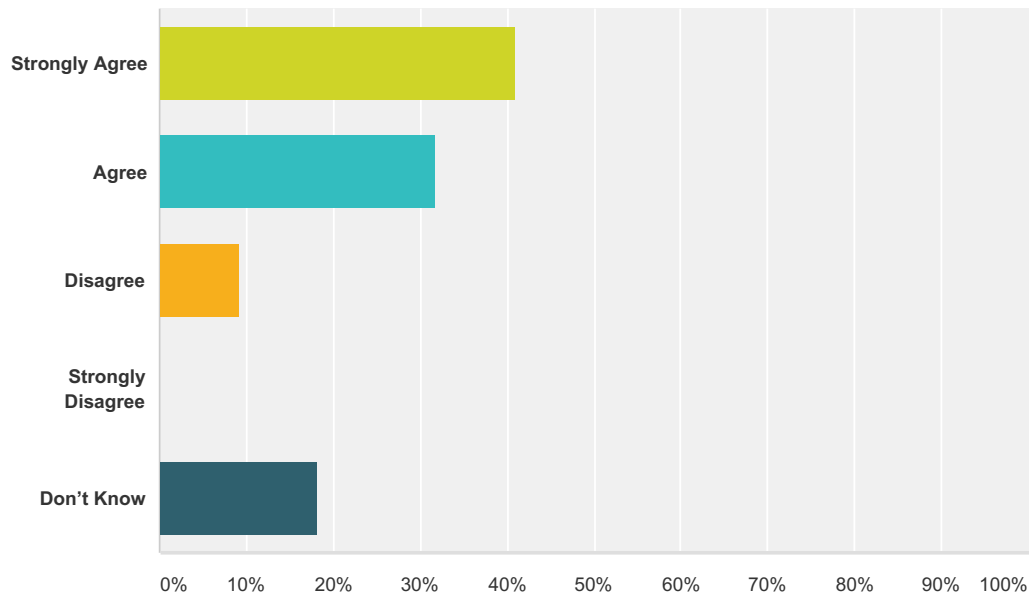
Answered: 22 Skipped: 0



Answer Choices	Responses	
Strongly Agree	63.64%	14
Agree	31.82%	7
Disagree	4.55%	1
Strongly Disagree	0.00%	0
Don't Know	0.00%	0
Total		22

Q12 Discipline is handled in a fair and reasonable manner in my child's school.

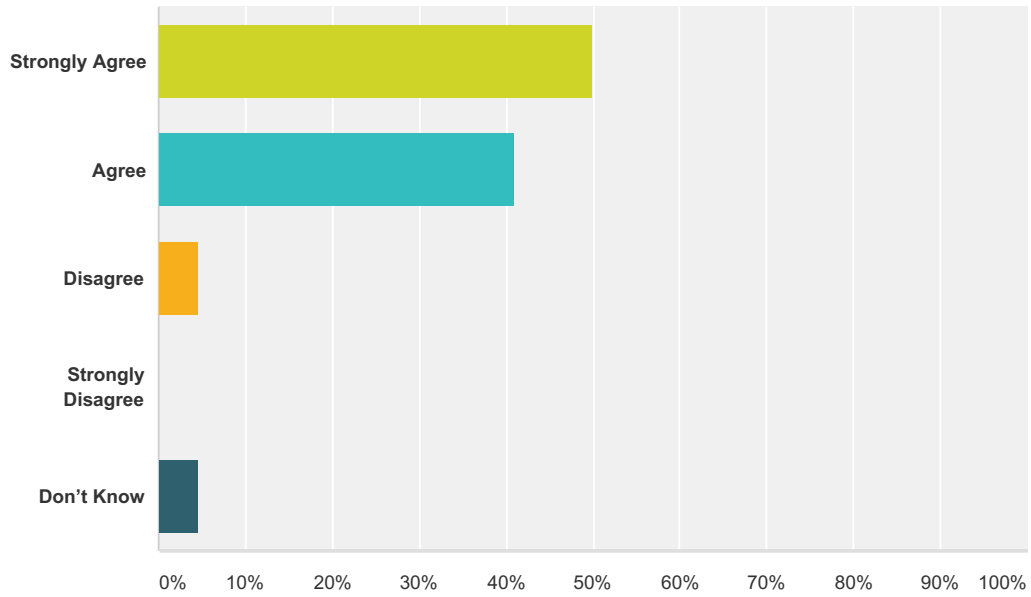
Answered: 22 Skipped: 0



Answer Choices	Responses	Count
Strongly Agree	40.91%	9
Agree	31.82%	7
Disagree	9.09%	2
Strongly Disagree	0.00%	0
Don't Know	18.18%	4
Total		22

Q13 My child's school is safe.

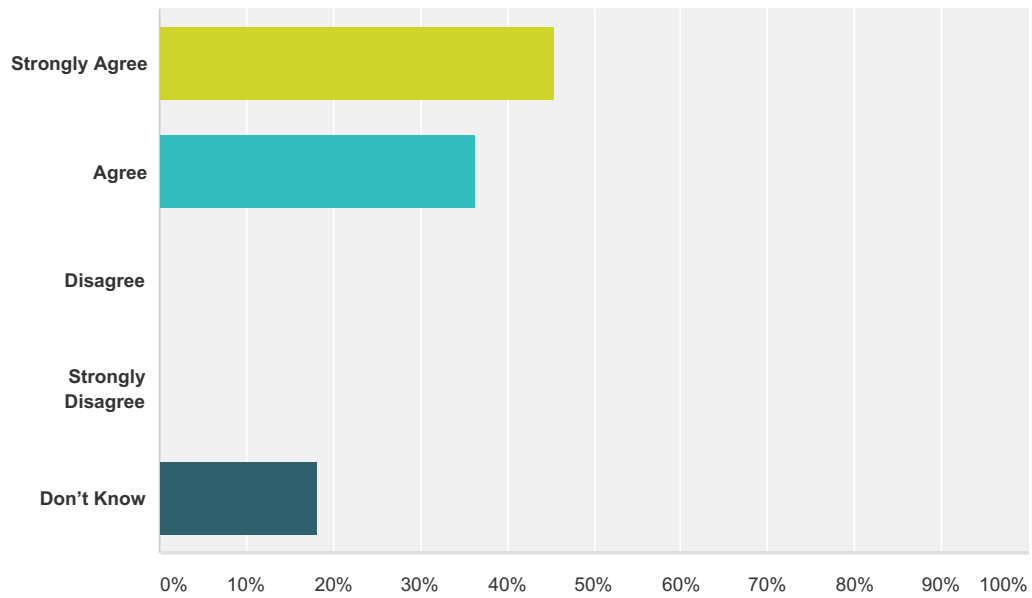
Answered: 22 Skipped: 0



Answer Choices	Responses	
Strongly Agree	50.00%	11
Agree	40.91%	9
Disagree	4.55%	1
Strongly Disagree	0.00%	0
Don't Know	4.55%	1
Total		22

Q14 There is open and honest communication within my child's school.

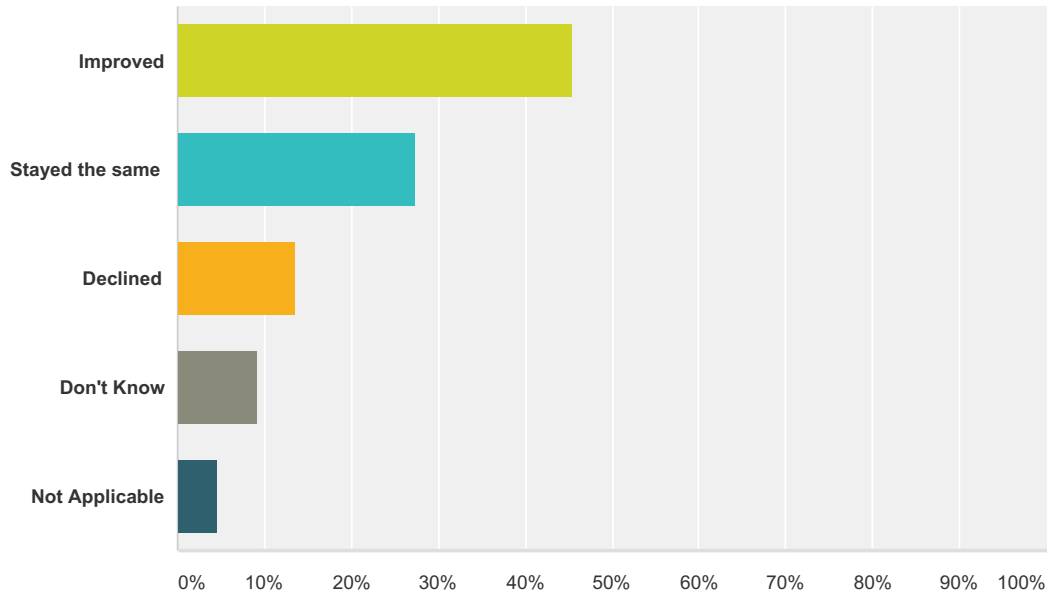
Answered: 22 Skipped: 0



Answer Choices	Responses	
Strongly Agree	45.45%	10
Agree	36.36%	8
Disagree	0.00%	0
Strongly Disagree	0.00%	0
Don't Know	18.18%	4
Total		22

Q15 In your opinion, has the quality of education that your child experienced at school improved, stayed the same, or declined in the past three years.

Answered: 22 Skipped: 0



Answer Choices	Responses
Improved	45.45% 10
Stayed the same	27.27% 6
Declined	13.64% 3
Don't Know	9.09% 2
Not Applicable	4.55% 1
Total	22