


## Q1 Please indicate the school your child attends.

Answered: 35 Skipped: 0

A.L. Horton Elementary									
Andrew School									
Ardrossan Elementary									
Ardrossan Junior Senio...									
Bev Facey Community High									
Brentwood Elementary									
Bruderheim School									
Clover Bar Junior High									
École Campbelltown									
École Parc Élémentaire									
F.R. Haythorne Junior High									
Fort Saskatchewan...									
Fort Saskatchewan...									
Fort Saskatchewan...									
Fultonvale Elementary...									
Glen Allan Elementary									
James Mowat Elementary									
Lakeland Ridge									
Lamont Elementary									

# EIPS Parent Survey 2017-18



ANSWER CHOICES	RESPONSES
A.L. Horton Elementary	0.00%      0

EIPS Parent Survey 2017-18

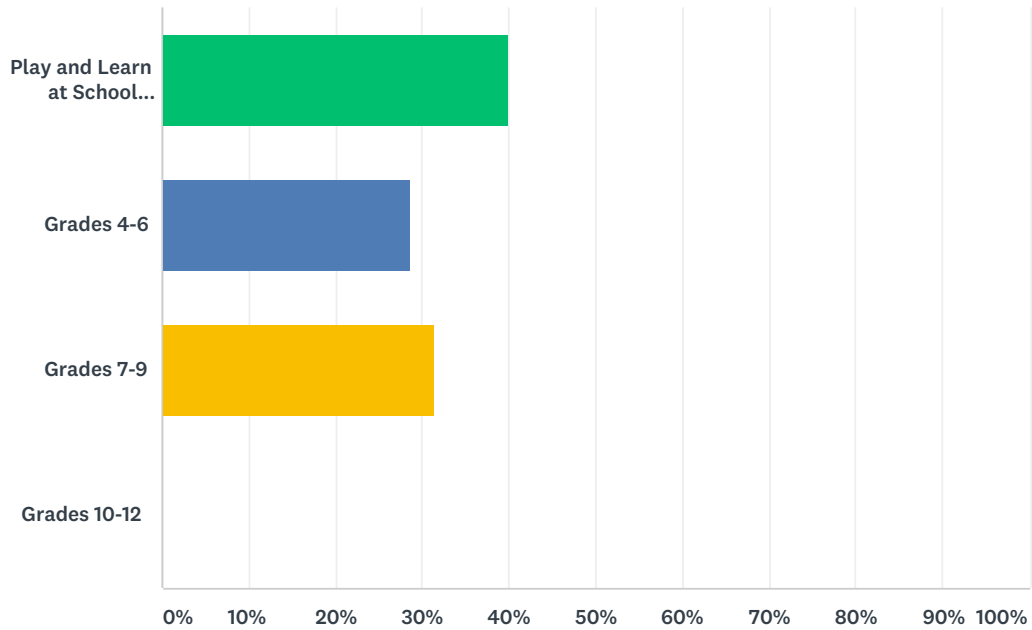
Andrew School	0.00%	0
Ardrossan Elementary	0.00%	0
Ardrossan Junior Senior High	0.00%	0
Bev Facey Community High	0.00%	0
Brentwood Elementary	0.00%	0
Bruderheim School	0.00%	0
Clover Bar Junior High	0.00%	0
École Campbelltown	0.00%	0
École Parc Élémentaire	0.00%	0
F.R. Haythorne Junior High	0.00%	0
Fort Saskatchewan Christian	0.00%	0
Fort Saskatchewan Elementary	0.00%	0
Fort Saskatchewan Senior High	0.00%	0
Fultonvale Elementary Junior High	0.00%	0
Glen Allan Elementary	0.00%	0
James Mowat Elementary	0.00%	0
Lakeland Ridge	0.00%	0
Lamont Elementary	0.00%	0
Lamont High	0.00%	0
Mills Haven Elementary	0.00%	0
Mundare School	100.00%	35
Next Step/Outreach	0.00%	0
Pine Street Elementary	0.00%	0
Rudolph Hennig Junior High	0.00%	0
Salisbury Composite High	0.00%	0
Sherwood Heights Junior High	0.00%	0
SouthPointe School	0.00%	0
Strathcona Christian Academy Elementary	0.00%	0
Strathcona Christian Academy Secondary	0.00%	0
Uncas Elementary	0.00%	0
Vegreville Composite High	0.00%	0
Wes Hosford Elementary	0.00%	0
Westboro Elementary	0.00%	0
Win Ferguson Elementary	0.00%	0

## EIPS Parent Survey 2017-18

Woodbridge Farms Elementary	0.00%	0
Wye Elementary	0.00%	0
TOTAL		35

## Q2 Please indicate your child's grade.

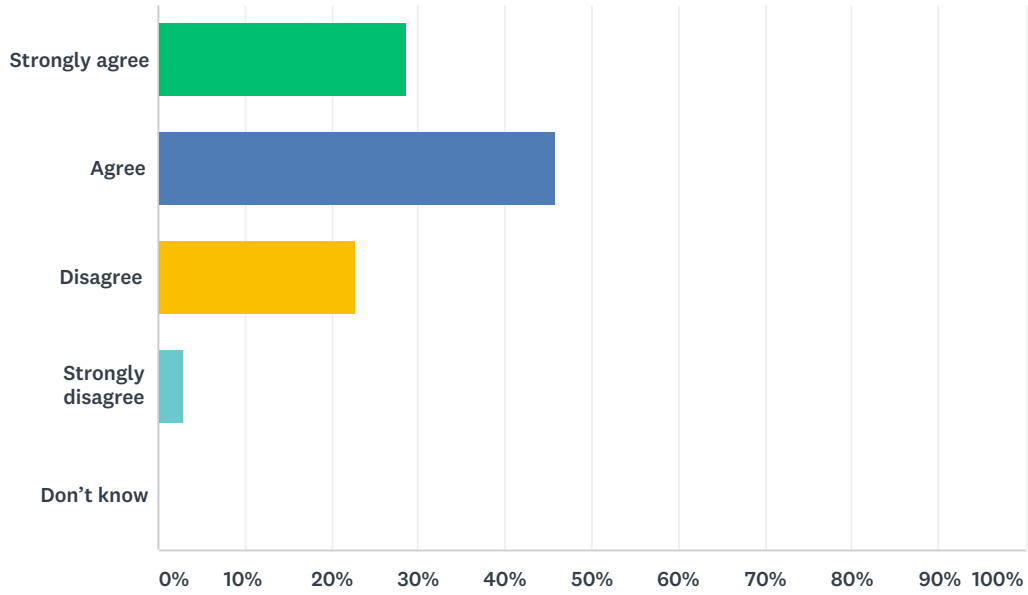
Answered: 35 Skipped: 0



ANSWER CHOICES	RESPONSES	
Play and Learn at School (PALS)KindergartenGrades 1-3	40.00%	14
Grades 4-6	28.57%	10
Grades 7-9	31.43%	11
Grades 10-12	0.00%	0
<b>TOTAL</b>		<b>35</b>

### Q3 My child's individual needs are met.

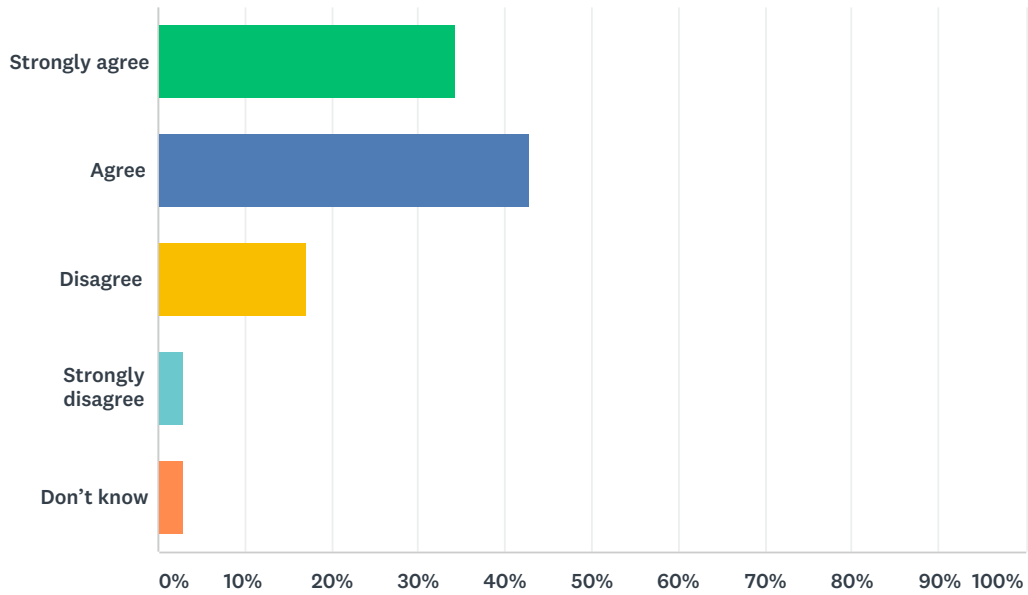
Answered: 35 Skipped: 0



ANSWER CHOICES	RESPONSES	
Strongly agree	28.57%	10
Agree	45.71%	16
Disagree	22.86%	8
Strongly disagree	2.86%	1
Don't know	0.00%	0
<b>TOTAL</b>		<b>35</b>

### Q4 My child is encouraged at school to do his or her best.

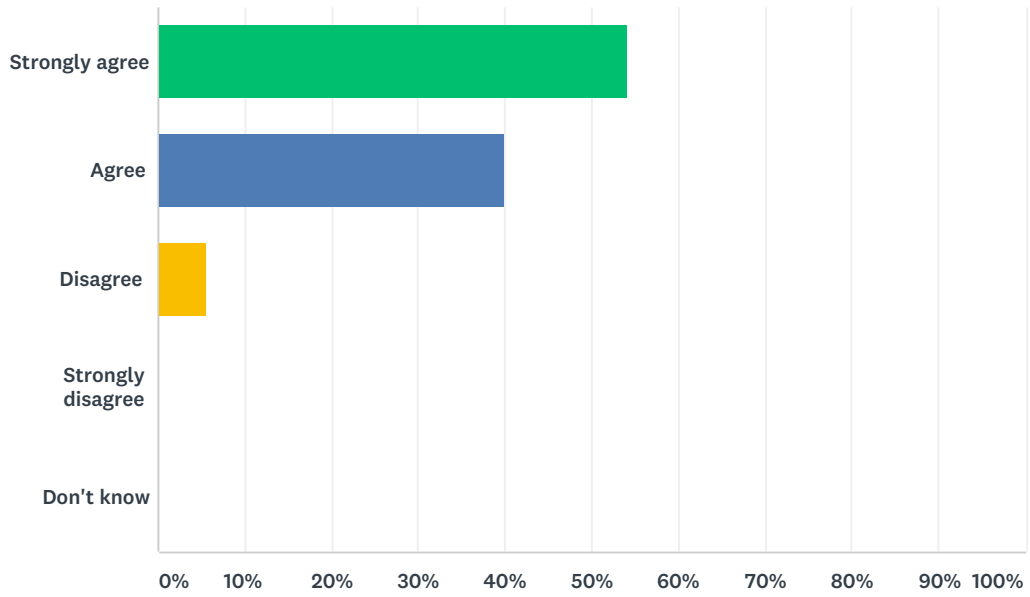
Answered: 35 Skipped: 0



ANSWER CHOICES	RESPONSES	
Strongly agree	34.29%	12
Agree	42.86%	15
Disagree	17.14%	6
Strongly disagree	2.86%	1
Don't know	2.86%	1
<b>TOTAL</b>		<b>35</b>

### Q5 My child is demonstrating growth in literacy.

Answered: 35 Skipped: 0

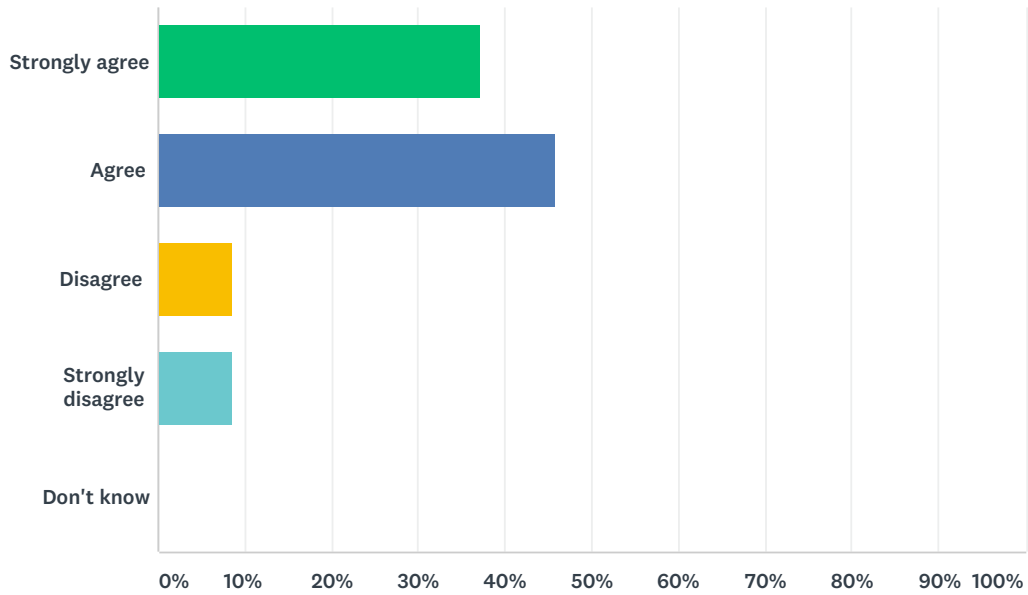


ANSWER CHOICES	RESPONSES	
Strongly agree	54.29%	19
Agree	40.00%	14
Disagree	5.71%	2
Strongly disagree	0.00%	0
Don't know	0.00%	0
<b>TOTAL</b>		<b>35</b>



## Q6 My child is demonstrating growth in numeracy.

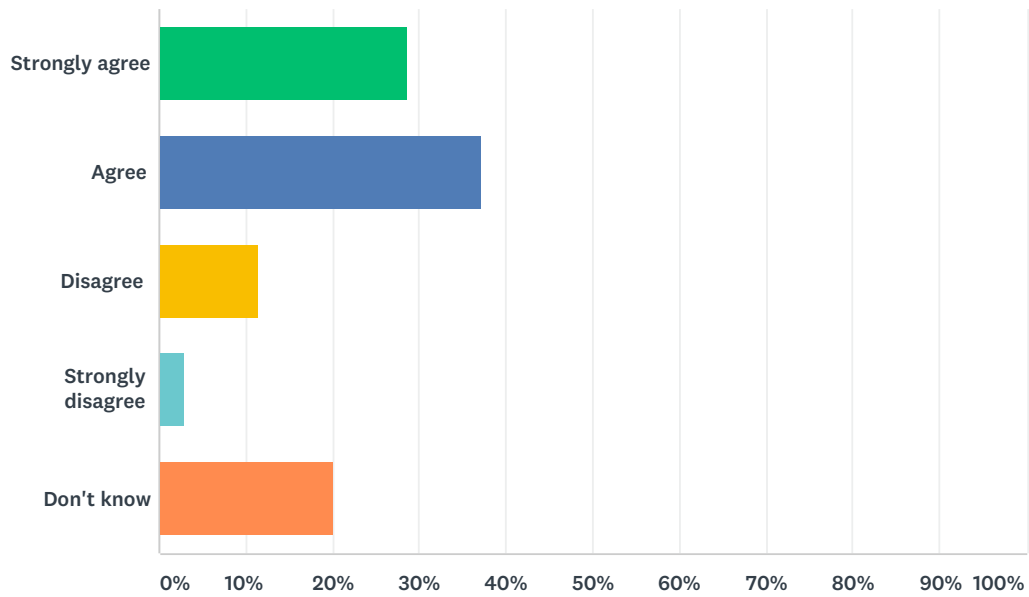
Answered: 35 Skipped: 0



ANSWER CHOICES	RESPONSES	
Strongly agree	37.14%	13
Agree	45.71%	16
Disagree	8.57%	3
Strongly disagree	8.57%	3
Don't know	0.00%	0
<b>TOTAL</b>		<b>35</b>

## Q7 My child has an understanding of First Nations, Métis and Inuit culture and history.

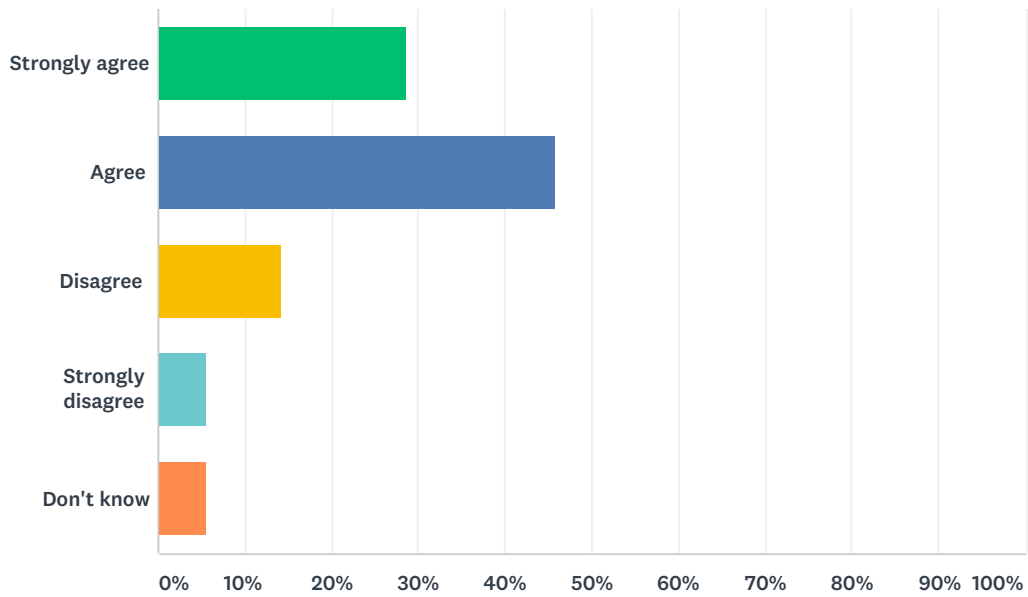
Answered: 35 Skipped: 0



ANSWER CHOICES	RESPONSES	
Strongly agree	28.57%	10
Agree	37.14%	13
Disagree	11.43%	4
Strongly disagree	2.86%	1
Don't know	20.00%	7
<b>TOTAL</b>		<b>35</b>

## Q8 My child is being taught knowledge, skills and attitudes necessary to be successful in life.

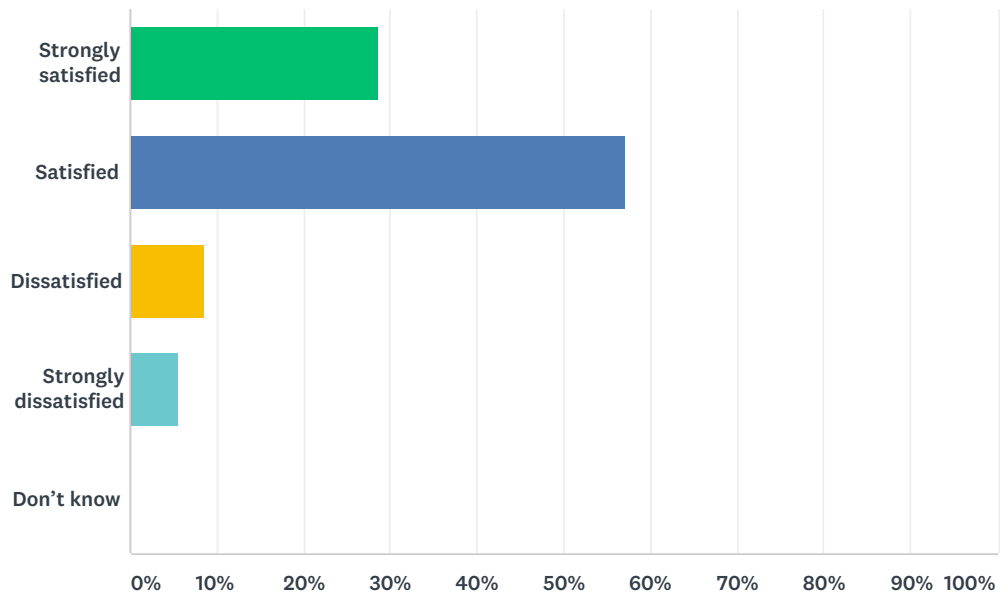
Answered: 35 Skipped: 0



ANSWER CHOICES	RESPONSES	
Strongly agree	28.57%	10
Agree	45.71%	16
Disagree	14.29%	5
Strongly disagree	5.71%	2
Don't know	5.71%	2
<b>TOTAL</b>		<b>35</b>

## Q9 How satisfied are you with the quality of education your child is receiving at his or her school?

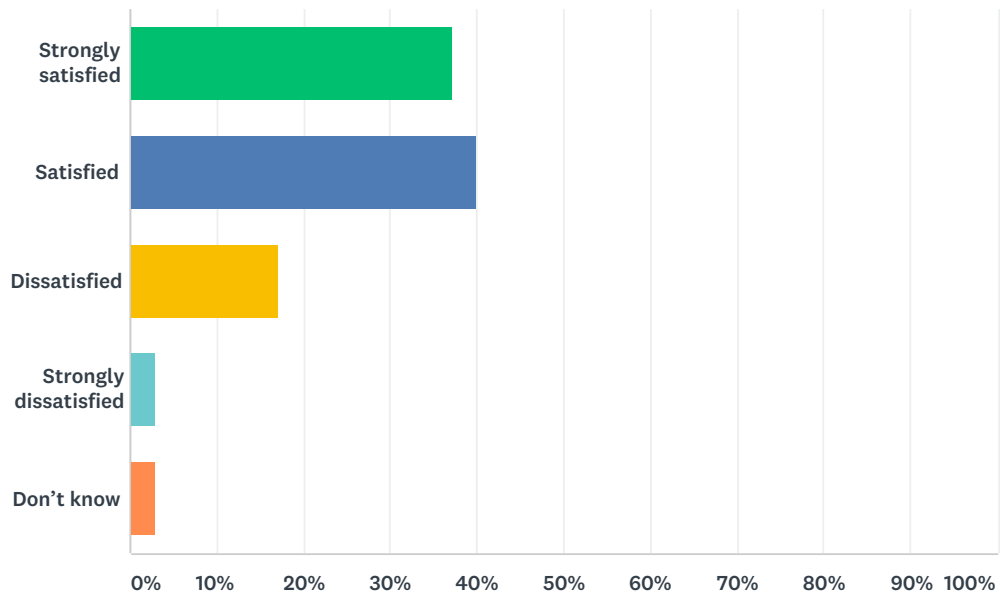
Answered: 35 Skipped: 0



ANSWER CHOICES	RESPONSES	
Strongly satisfied	28.57%	10
Satisfied	57.14%	20
Dissatisfied	8.57%	3
Strongly dissatisfied	5.71%	2
Don't know	0.00%	0
<b>TOTAL</b>		<b>35</b>

## Q10 How satisfied are you with the quality of teaching at your child's school?

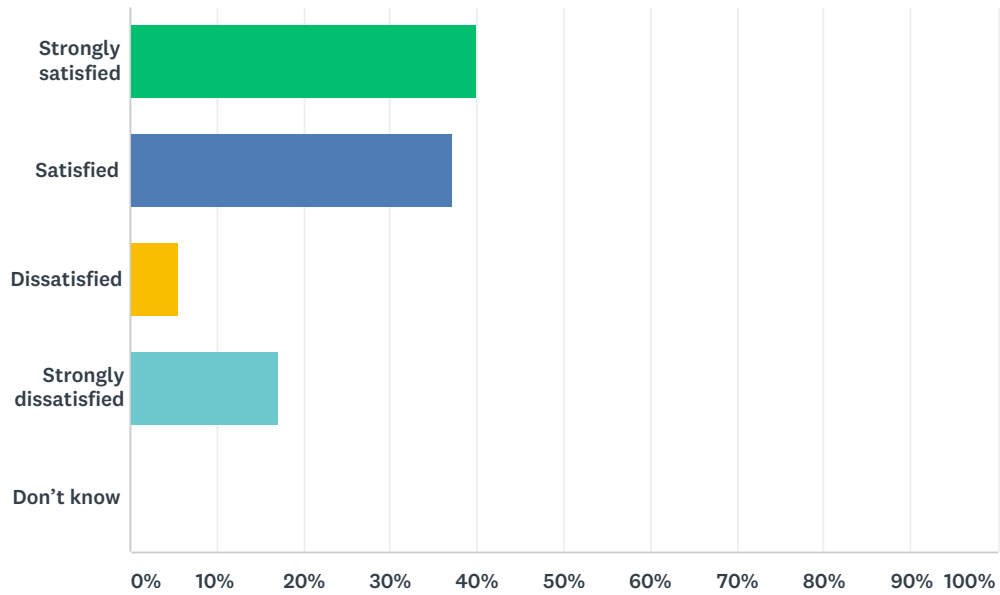
Answered: 35 Skipped: 0



ANSWER CHOICES	RESPONSES	
Strongly satisfied	37.14%	13
Satisfied	40.00%	14
Dissatisfied	17.14%	6
Strongly dissatisfied	2.86%	1
Don't know	2.86%	1
<b>TOTAL</b>		<b>35</b>

### Q11 How satisfied are you with the leadership in your child's school?

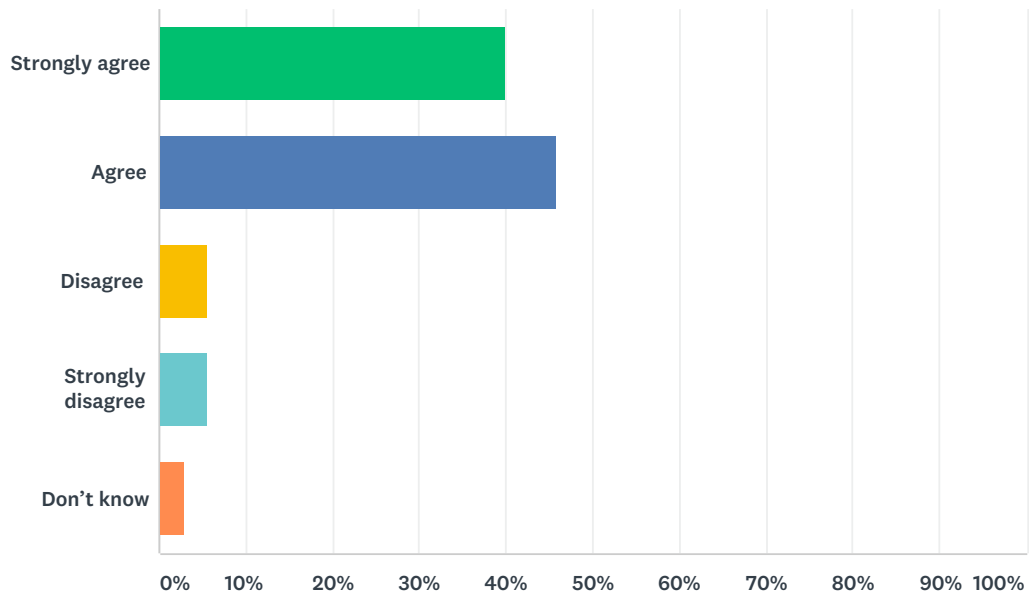
Answered: 35 Skipped: 0



ANSWER CHOICES	RESPONSES	
Strongly satisfied	40.00%	14
Satisfied	37.14%	13
Dissatisfied	5.71%	2
Strongly dissatisfied	17.14%	6
Don't know	0.00%	0
<b>TOTAL</b>		<b>35</b>

## Q12 The rights and responsibilities of citizenship are reinforced in my child's school.

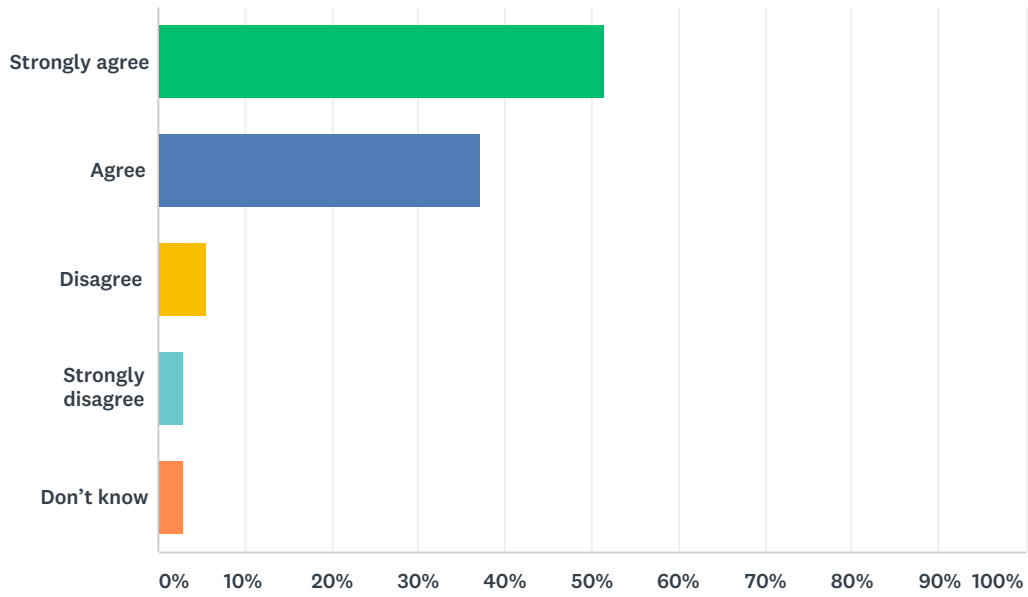
Answered: 35 Skipped: 0



ANSWER CHOICES	RESPONSES	
Strongly agree	40.00%	14
Agree	45.71%	16
Disagree	5.71%	2
Strongly disagree	5.71%	2
Don't know	2.86%	1
<b>TOTAL</b>		<b>35</b>

### Q13 The school staff care about my child.

Answered: 35 Skipped: 0

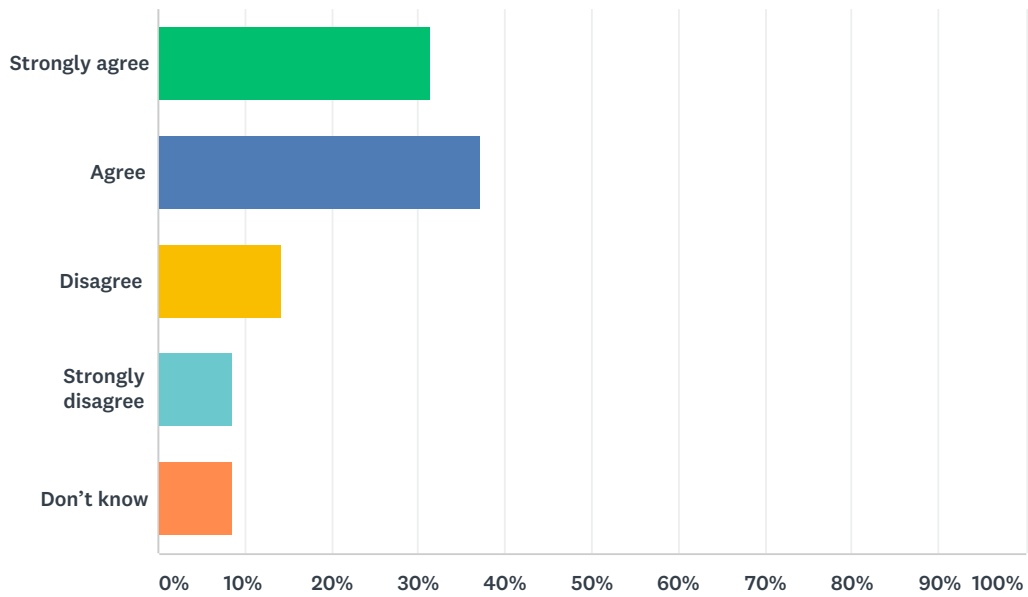


ANSWER CHOICES	RESPONSES	
Strongly agree	51.43%	18
Agree	37.14%	13
Disagree	5.71%	2
Strongly disagree	2.86%	1
Don't know	2.86%	1
<b>TOTAL</b>		<b>35</b>



## Q14 Discipline is handled in a fair and reasonable manner in my child's school.

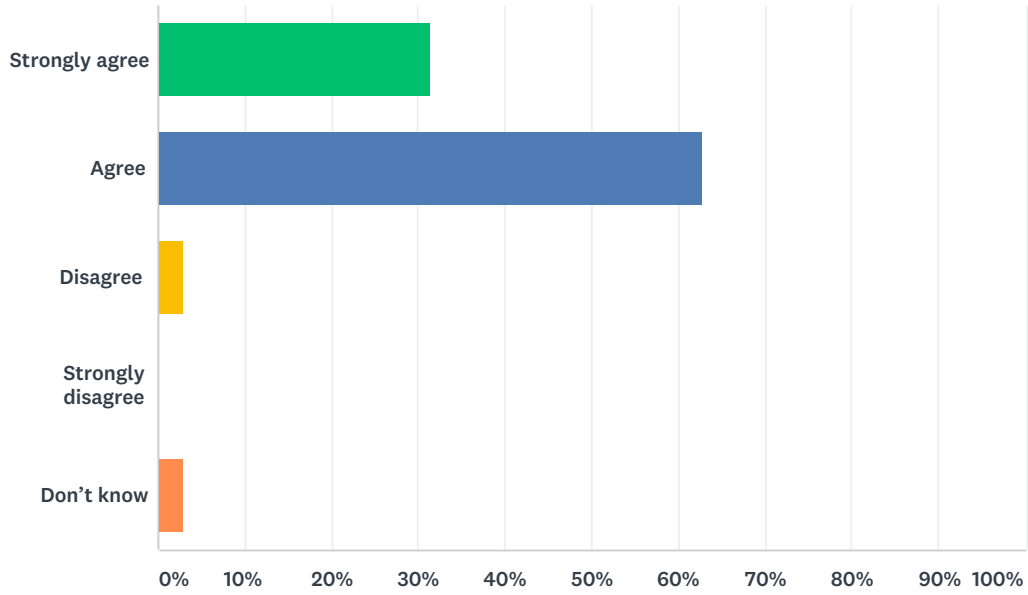
Answered: 35 Skipped: 0



ANSWER CHOICES	RESPONSES	
Strongly agree	31.43%	11
Agree	37.14%	13
Disagree	14.29%	5
Strongly disagree	8.57%	3
Don't know	8.57%	3
<b>TOTAL</b>		<b>35</b>

### Q15 My child's school is safe.

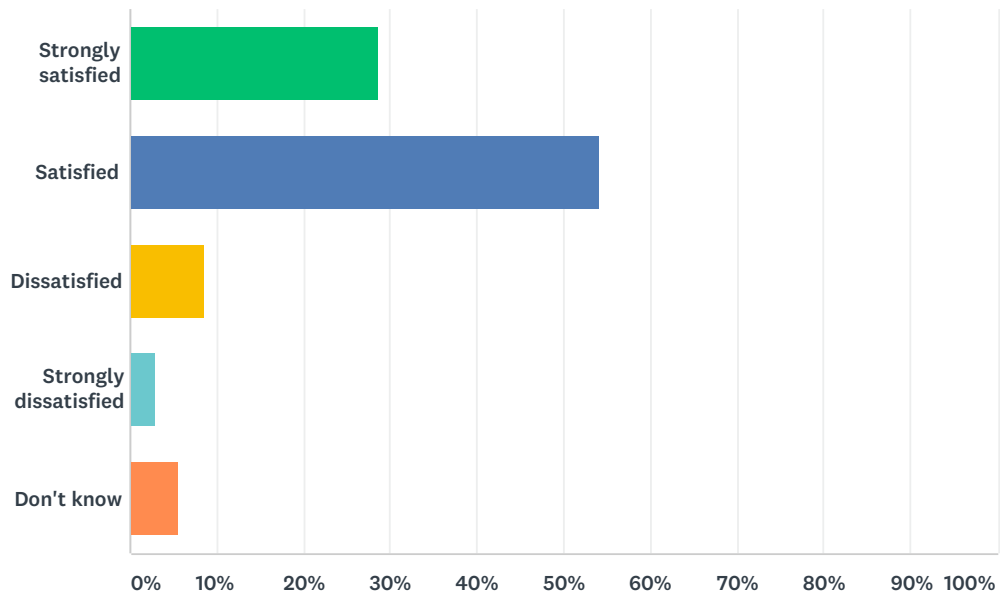
Answered: 35 Skipped: 0



ANSWER CHOICES	RESPONSES	
Strongly agree	31.43%	11
Agree	62.86%	22
Disagree	2.86%	1
Strongly disagree	0.00%	0
Don't know	2.86%	1
<b>TOTAL</b>		<b>35</b>

## Q16 How satisfied are you with the resources available to support your child's learning?

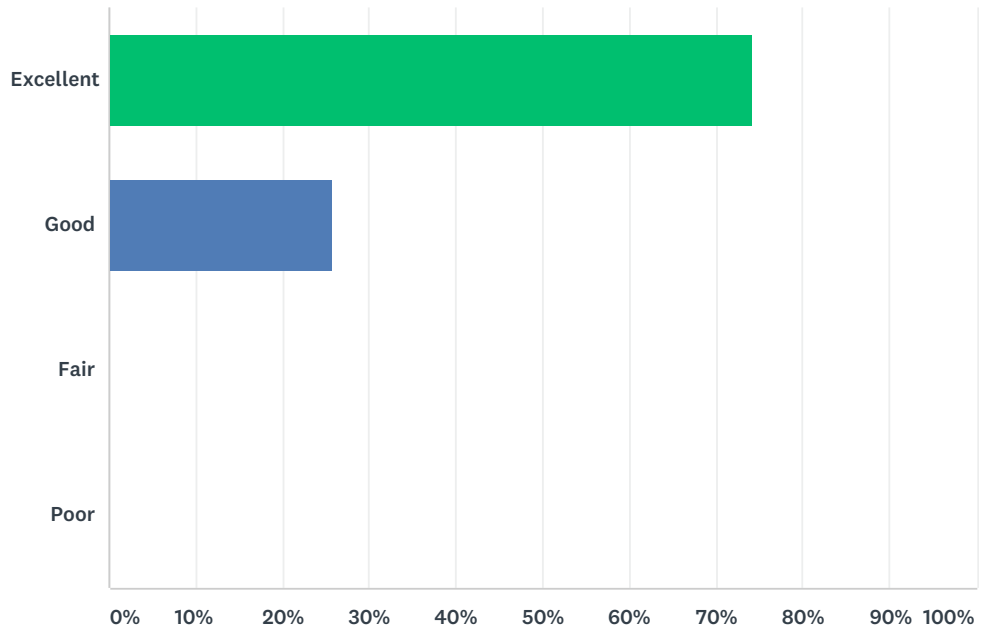
Answered: 35 Skipped: 0



ANSWER CHOICES	RESPONSES	
Strongly satisfied	28.57%	10
Satisfied	54.29%	19
Dissatisfied	8.57%	3
Strongly dissatisfied	2.86%	1
Don't know	5.71%	2
<b>TOTAL</b>		<b>35</b>

### Q17 How would you rate the physical condition of your child's school?

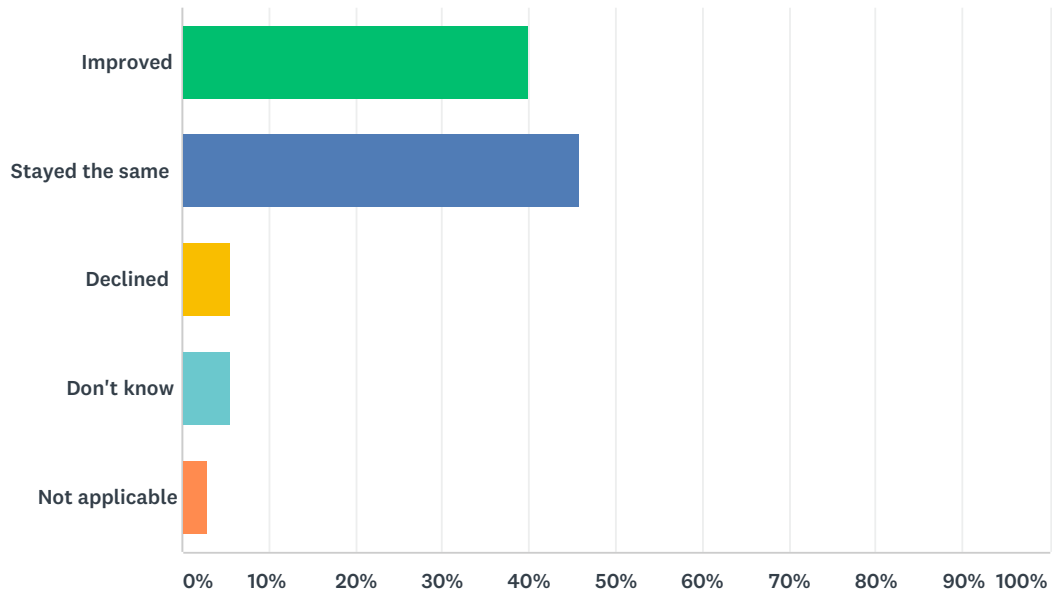
Answered: 35 Skipped: 0



ANSWER CHOICES	RESPONSES	
Excellent	74.29%	26
Good	25.71%	9
Fair	0.00%	0
Poor	0.00%	0
<b>TOTAL</b>		<b>35</b>

### Q18 In your opinion, has the quality of education your child has experienced at school improved, stayed the same or declined in the past three years?

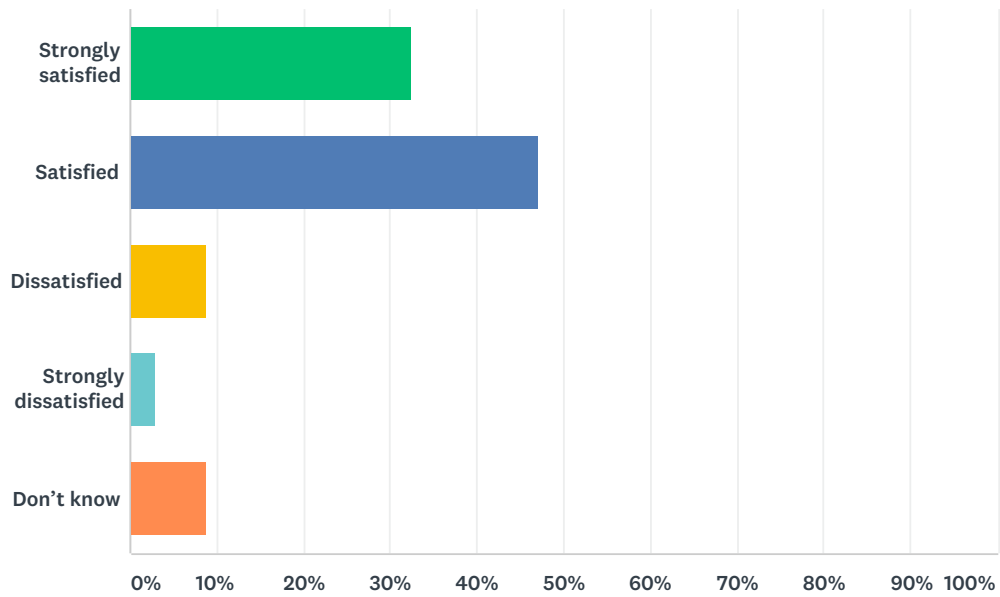
Answered: 35 Skipped: 0



ANSWER CHOICES	RESPONSES	
Improved	40.00%	14
Stayed the same	45.71%	16
Declined	5.71%	2
Don't know	5.71%	2
Not applicable	2.86%	1
<b>TOTAL</b>		<b>35</b>

## Q19 How satisfied are you with the opportunity to be involved in decisions at your child's school?

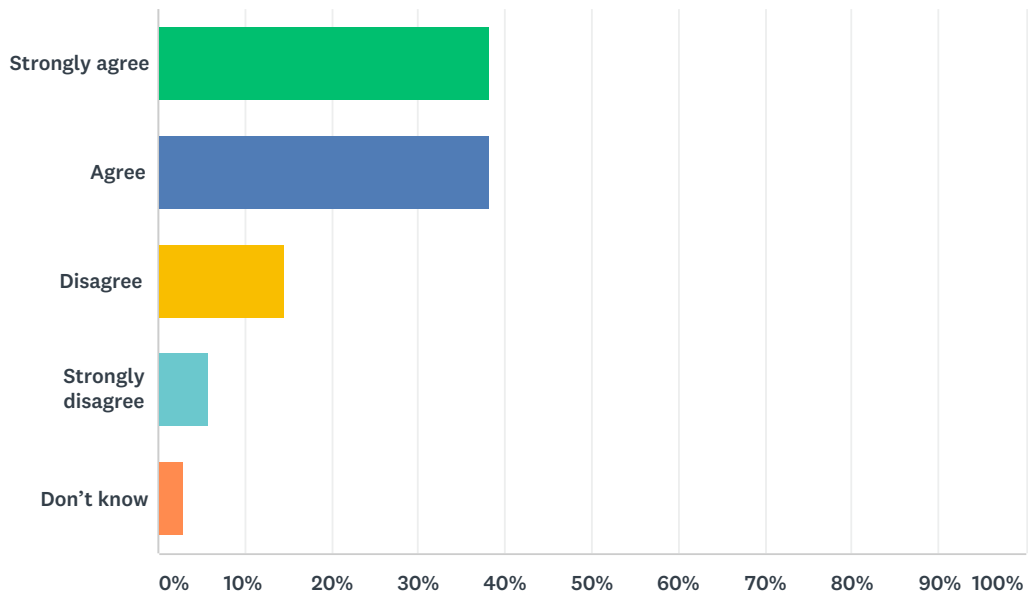
Answered: 34 Skipped: 1



ANSWER CHOICES	RESPONSES	
Strongly satisfied	32.35%	11
Satisfied	47.06%	16
Dissatisfied	8.82%	3
Strongly dissatisfied	2.94%	1
Don't know	8.82%	3
<b>TOTAL</b>		<b>34</b>

## Q20 The school keeps me informed about my child's progress and achievement.

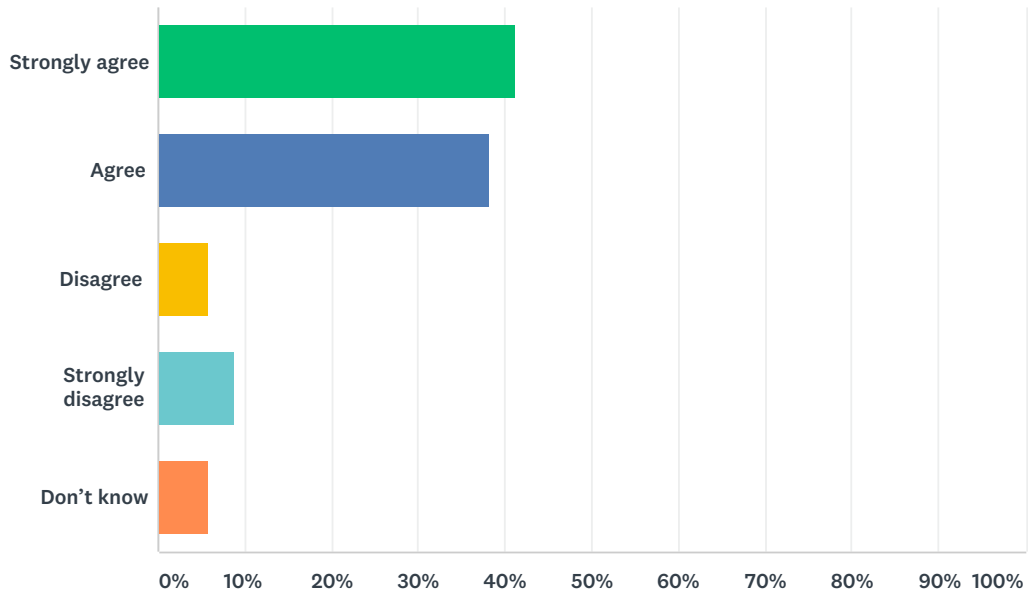
Answered: 34 Skipped: 1



ANSWER CHOICES	RESPONSES	
Strongly agree	38.24%	13
Agree	38.24%	13
Disagree	14.71%	5
Strongly disagree	5.88%	2
Don't know	2.94%	1
<b>TOTAL</b>		<b>34</b>

## Q21 There is open and honest communication within my child's school.

Answered: 34 Skipped: 1

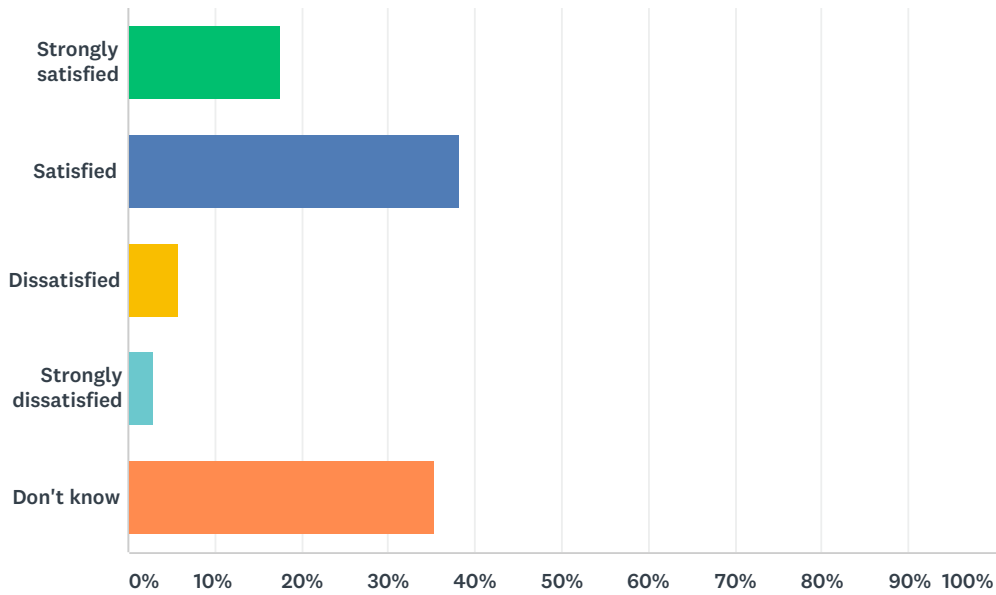


ANSWER CHOICES	RESPONSES	
Strongly agree	41.18%	14
Agree	38.24%	13
Disagree	5.88%	2
Strongly disagree	8.82%	3
Don't know	5.88%	2
<b>TOTAL</b>		<b>34</b>



Q22 How satisfied are you with the community partnerships that may be established at your school? For example: Saffron, KEYS program, Green Certificate, lunch programs, after-school programs, RAP, Tools for School, Scratch Day, Entrepreneurial Adventure, scholarships/grants, etc.

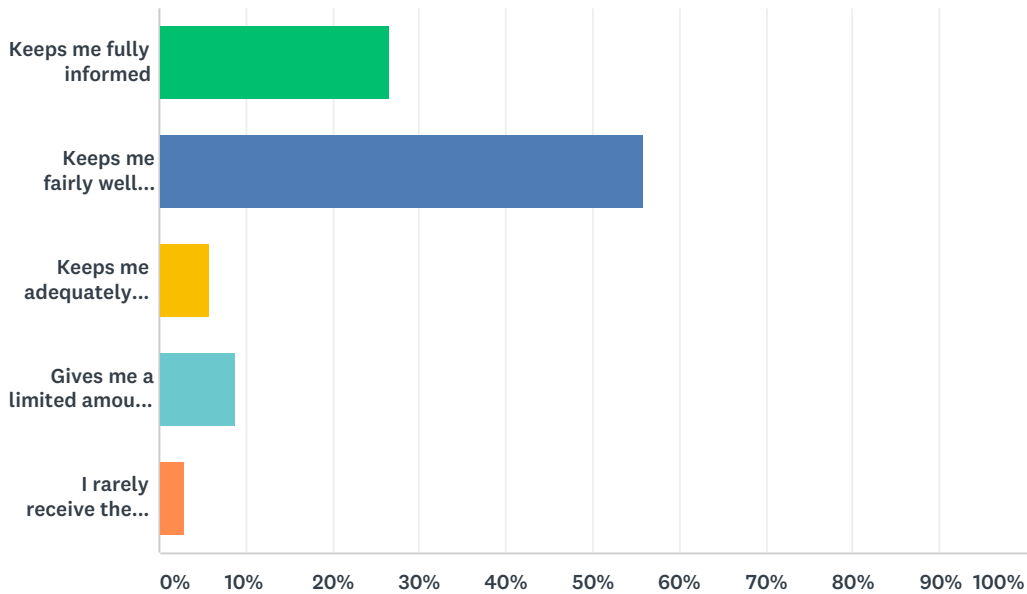
Answered: 34 Skipped: 1



ANSWER CHOICES	RESPONSES	
Strongly satisfied	17.65%	6
Satisfied	38.24%	13
Dissatisfied	5.88%	2
Strongly dissatisfied	2.94%	1
Don't know	35.29%	12
<b>TOTAL</b>		<b>34</b>

Q23 Elk Island Public Schools appreciates the opportunity to stay connected with parents about news, activities, programs and other matters of importance. What is your impression of the communication you receive from your child's school?

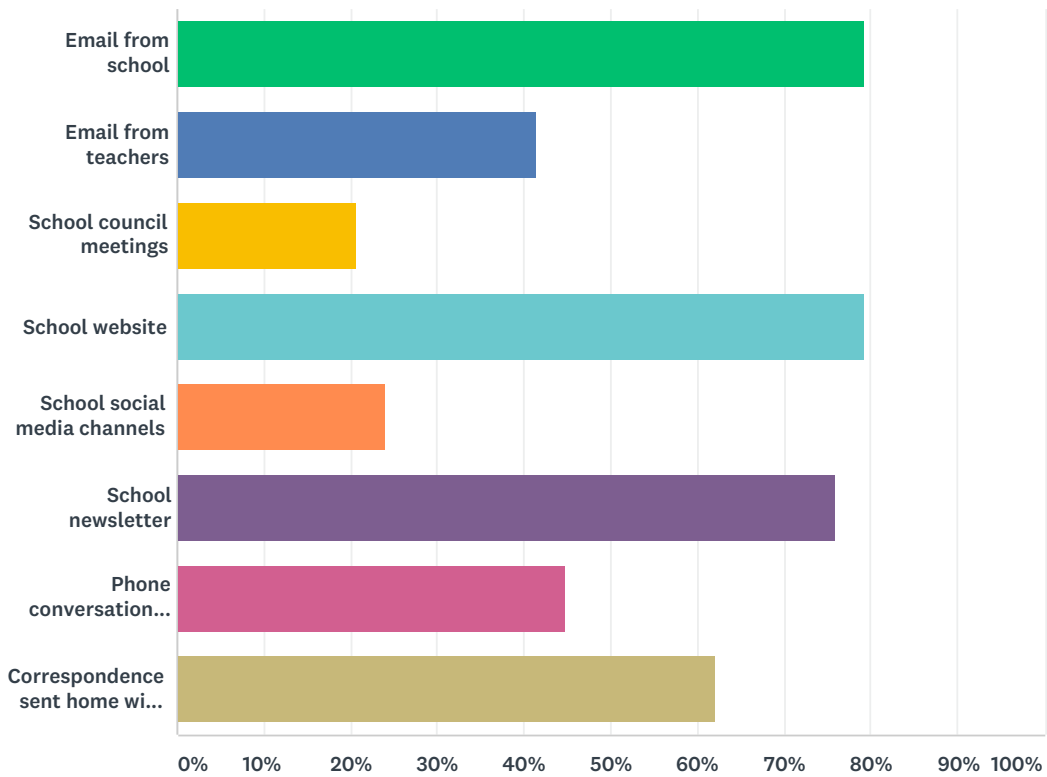
Answered: 34 Skipped: 1



ANSWER CHOICES	RESPONSES	
Keeps me fully informed	26.47%	9
Keeps me fairly well informed	55.88%	19
Keeps me adequately informed	5.88%	2
Gives me a limited amount of information	8.82%	3
I rarely receive the information I need	2.94%	1
<b>TOTAL</b>		<b>34</b>

### Q24 Do you regularly make use of the following to keep up to date on school activities, programs, etc.? Check all that apply.

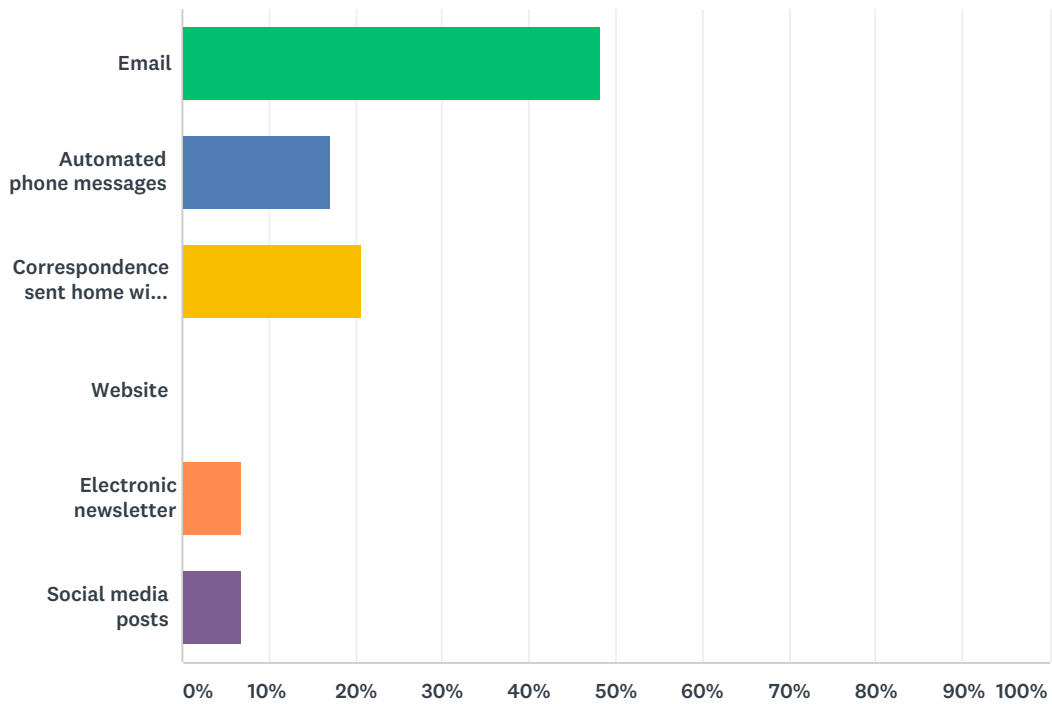
Answered: 29 Skipped: 6



ANSWER CHOICES	RESPONSES	
Email from school	79.31%	23
Email from teachers	41.38%	12
School council meetings	20.69%	6
School website	79.31%	23
School social media channels	24.14%	7
School newsletter	75.86%	22
Phone conversations with school and/or teachers	44.83%	13
Correspondence sent home with your child	62.07%	18
Total Respondents: 29		

## Q25 What is your most preferred method of communication from the school and Division?

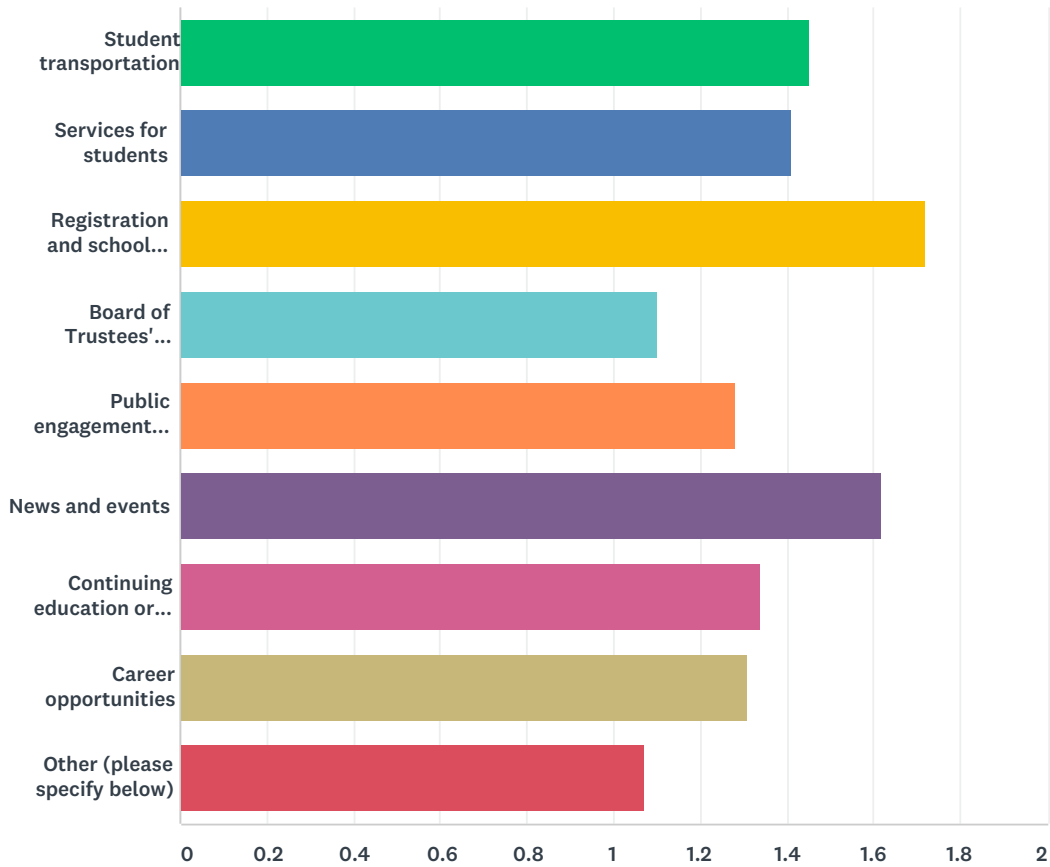
Answered: 29 Skipped: 6



ANSWER CHOICES	RESPONSES	
Email	48.28%	14
Automated phone messages	17.24%	5
Correspondence sent home with your child	20.69%	6
Website	0.00%	0
Electronic newsletter	6.90%	2
Social media posts	6.90%	2
<b>TOTAL</b>		<b>29</b>

Q26 Do you visit the Division website (www.eips.ca) for information on:

Answered: 29 Skipped: 6



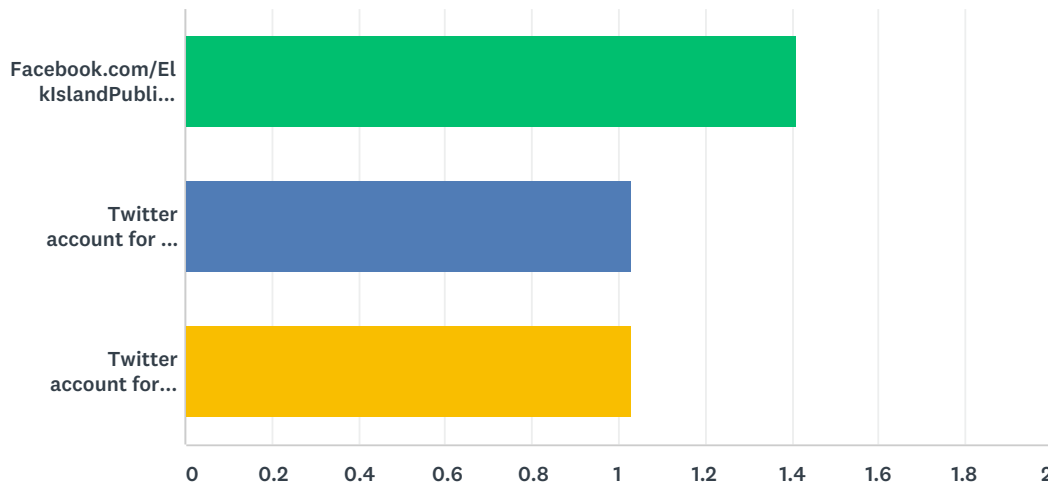
	YES	NO	TOTAL	WEIGHTED AVERAGE
Student transportation	44.83% 13	55.17% 16	29	1.45
Services for students	41.38% 12	58.62% 17	29	1.41
Registration and school boundaries	72.41% 21	27.59% 8	29	1.72
Board of Trustees' meetings	10.34% 3	89.66% 26	29	1.10
Public engagement initiatives	27.59% 8	72.41% 21	29	1.28
News and events	62.07% 18	37.93% 11	29	1.62
Continuing education or summer courses	34.48% 10	65.52% 19	29	1.34
Career opportunities	31.03% 9	68.97% 20	29	1.31
Other (please specify below)	6.90% 2	93.10% 27	29	1.07

## EIPS Parent Survey 2017-18

#	OTHER:	DATE
1	Pictures from the month. Special event days	3/19/2018 10:18 PM
2	I do NOT have time to go over 9 emails for just one student, plus news letters, plus surveys....plus pay for stuff on line, plus remembering passwords for 4 different websites and apps. It is quite redundant.	3/5/2018 8:28 PM
3	Calendar	3/5/2018 3:04 PM

## Q27 Elk Island Public Schools shares news and information on its social media channels. Do you follow:

Answered: 29 Skipped: 6



	YES	NO	TOTAL	WEIGHTED AVERAGE
Facebook.com/ElkIslandPublicSchools	41.38% 12	58.62% 17	29	1.41
Twitter account for the Division (@eips)	3.45% 1	96.55% 28	29	1.03
Twitter account for EIPS Student Transportation (@eipsST)	3.45% 1	96.55% 28	29	1.03